



Bilingual ESOL Department

Touch-Base Tuesday

Tuesday, November 13, 2018

Agenda

- Accommodations
 - Glossaries
 - Flexible Setting Letter(s)
- Tier Report Update
- ELlevation Update
 - Active LY View
 - Post Exit-Monitoring Meeting
- IPT
- Grading ELLs
- 2018 - 2019 ACCESS for ELLs
- Title III Supplemental Materials Memo
- Reminders



Testing Accommodations

- Assign Testing Accommodations at beginning of school year for all LY students **BEFORE** printing ELL Plan
- ELLs (LY) are provided accommodations on **statewide and district assessments AND during daily instruction.**





*NOTE: LFs do not receive accommodations



Accommodations and Instructional Practices for English Language Learners (ELLs) for Classroom Observation

Use of a **bilingual glossary** in addition to a bilingual dictionary.

An **approved glossary** is defined as **word-to-word** and may include **content specific glossary**.



RULE 6A-6.09091

Evidence of

- Bilingual Dictionary
- Extended Time
- Flexible Setting
- Bilingual Support for Lowest-Level ELLs
- ELL Engagement in Lesson
- ELL Consideration in Lesson Plans
- English Language Development Standards in Lesson Plans
- Teacher Awareness of ELL Levels of Students



Free Printable Content Glossaries:

<https://steinhardt.nyu.edu/metrocenter/resources/glossaries>

Flexible Setting Letter

District and Statewide Testing: Flexible Setting Accommodation

(School Letterhead)

Found on Canvas or SharePoint:

<https://browardschools.instructure.com/courses/598658>

<https://browardcountyschools.sharepoint.com/sites/Intranet/Academics/learning/ELL/Pages/default.aspx>

Sincerely,

Principal/Designee

SB

Original: Parent

Copy: ELL folder



Tier Placement

TIER PLACEMENT (TERMS A23 PANEL)	2017-18 ACCESS FOR ELLs 2.0 Overall Proficiency Scores	Date Entered U.S School (DEUSS)
A	1.0-2.0	07/01/2018 or after
B	2.1-3.0	Between 07/01/2016 and 06/30/18
C	3.1-6.0	Before 07/01/2016

TIER for Pre-K and KG = "Z"



Active LY View




Active LY Students

Students who re Active LY Students in the ESOL Pr...



- Run **Active LY View** from the New Student List
- Download file in Excel
- **Sort** by DEUSS Date (Oldest to Newest)
- Analyze Data for students needing **REEVALs, Annual Reviews, updating PLAN dates**, etc.
- Check for possible **errors** (Language CLASS, Basis of Entry, DEUSS Date)





Let's take a closer look....

Extension of Services (REEVAL) Rule

Student DEUSS date:	Assessment Data to Review at ELL Committee Meeting	ELL Committee Meeting Required
8/15 - 8/29	FSA/ACCESS	Until October 1
8/30 – 9/30	FSA/ACCESS	On or 30 days prior to DEUSS date
10/1 and beyond	Full battery of IPT (Listening/Speaking/Reading/Writing)	On or 30 days prior to DEUSS date



Annual Review

For students entering a US school in 2016-2017 or 2017-2018

- ✓ Recommendations for continued placement for ELLs entering years **2 and 3** based on DEUSS (within 30 days)
- ✓ ELL Committee Meeting is **not** required
- ✓ Complete Me, Myself & I Meeting on ELlevation
- ✓ Print meeting report, sign, and date
- ✓ Generate Parent Letter with letter mailing date (Notification of Continuation)
- ✓ Update ELL PLAN Date on TERMS
- ✓ Ensure Testing Accommodations are updated for current school year
- ✓ Generate ELL Plan within the required 30 day timeline and file in ELL Folder

REEVALS

For students entering a US school in 2015-2016 or earlier

- ✓ Recommendations for ELLs entering years **4, 5, 6** and beyond based on DEUSS (within 30 days)
- ✓ ELL Committee **IS** required.
- ✓ Current data must be reviewed to make recommendation for continuation of services. After Oct. 1st IPT assessment (L/S/R/W) must be administered; however, do not update language classification if they have ACCESS scores.
- ✓ Print ELL committee meeting report at time of meeting. Have all members (and parent) sign meeting report and date.
- ✓ Update PLAN Date and REEVAL date on TERMS (date of ELL Committee Meeting and PLAN date shall match.)
- ✓ Generate Dated Parent Letter (Notification of Continuation) and file in ELL folder
- ✓ Ensure Testing Accommodations are updated for current
- ✓ Generate ELL Plan within the required 30 day timeline and file in ELL Folder



Meetings and Decisions

The screenshot displays the ELLEVATION software interface. The top navigation bar includes links for Home, Students, Reports, Resources, and Admin. The main content area is titled '2nd Year Annual Evaluation' and features a summary dashboard with four cards: 2180 UNSCHEDULED, 204 SCHEDULED, 548 OPEN, and 10375 FINALIZED. Below the dashboard, a table lists 3 students meeting the search criteria. A 'Perform Action' dropdown menu is open, showing options: Student Meeting Report, Meeting Minutes, View Meeting, and Delete Meeting(s).

STUDENT	GRADE	MEETING DATE	FINALIZE DATE
JIANG, LISA #0615042019	2	9/18/2015	6/15/2016
JIANG, KEVIN #0616049289	1	9/23/2016	9/8/2016
LAURENT, GERMINE #0616077259	1	9/23/2016	9/8/2016

Remember to generate **Student Meeting Report** at the conclusion of any meeting.



NEW!

ELL Committee Meetings

Two of the state approved criteria must be substantiated in the Student Meeting Report as well as notes with **specific goals** in ELlevation to document and support recommendations regarding the

Notes:

Student will increase the overall ACCESS 2.0 score by .5 and FSA ELA by one level. Continued Accommodations are required for instruction.

Notes: Student score on the ACCESS 2.0 score was 2.0. He will benefit from the ESOL program.

student?



ation



LF View-Current LF students

My Saved Views

Shared With Me

Shared view- will facilitate this process of completing Post-Exit Monitoring Meetings

REMINDER:

- Meeting conducted in ELlevation
- Meeting Report is Printed
- Meeting will NOT Disappear until end of monitoring Period

All Views

My Saved Views



LF View -Current LF students

LF Report of students who are currently LF - 2 year monito...



Monitoring After Exit

2-year period:



First Report
Card

End of
First
Semester

End of
First Year

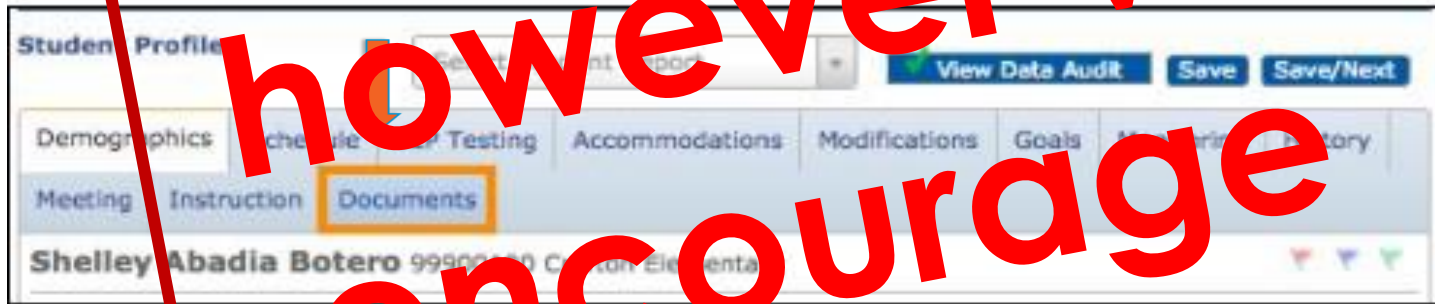
End of
Second
Year

After satisfactory performance
during
2-year monitoring period,
ELL Code Changes from **LF** to **LZ**



Document Storage

- Choose the student for whom you want to add documents. You can click on the student's name from the Student List or Search.
- In the Student Profile, select the "Document" tab.



The screenshot shows the 'Student Profile' page for Shelley Abadia Botero. The 'Documents' tab is highlighted in the navigation bar. Other tabs include Demographics, Schedule, Testing, Accommodations, Modifications, Goals, and History. Buttons for 'View Data Audit', 'Save', and 'Save/Next' are visible at the top right.

Docs to Upload

- Home Language Survey (Registration)
- Initial Classification Form
- ELL Committee Invitation Letter
- ELL Committee Meeting Report (with signatures)
- Flexible Setting Letter
- Student work samples
- Report Cards
- PMPs





PALHANO MARIA AZUL

Test ID #GA

Select Student Report

✓ Data Audit

School: DeLillo Academy
Grade: 2
Language: Spanish
LEP Status: ELL
Entered LEP:

Composite: 4.1 - Expanding
Listening: 5.9 - Bridging
Speaking: 5.9 - Bridging
Reading: 4 - Expanding
Writing: 3.8 - Developing
Literacy: 3.8 - Developing
[View Test Results](#)

Demographics Schedule ELP Testing Accommodations Modifications Goals Monitoring History Meetings Instruction Documents



There are no documents for this student yet.
Be the first to upload a document



Upload

Upload Document

Choose File

Botero Writing Sample 1.jpg

Maximum file size is 1MB

Supported Files: pdf, doc, docx, xlsx, csv, or image (png, jpg, gif)

Document Type:

Writing Samples

Document Name:

Shelley Botero Writing Sample

Description:

This is Shelley's writing sample documented in February 2017.

Please Note: This document will be visible to Elevation users with access to this student's record in Elevation. Please follow your District and State's guidance as to which documents should be added to student records.

Cancel

Upload

Required

Required

16



PALHANO MARIA AZUL

Test ID #GA

Select Student Report

Data Audit

School: DeLillo Academy
Grade: 2
Language: Spanish
LEP Status: ELL
Entered LEP:

Composite: 4.1 - Expanding
Listening: 5.9 - Bridging
Speaking: 5.9 - Bridging
Reading: 4 - Expanding
Writing: 3.8 - Developing
Literacy: 3.8 - Developing
[View Test Results](#)

Demographics Schedule ELP Testing Accommodations Modifications Goals Monitoring History Meetings Instruction Documents



I have been gradually uploading documents into Elevation. Unfortunately, I do scan the parent letters, but some that are signed and not sure where to put it?

Description:

This is Shelley's writing sample documented in February 2007.

Please Note: This document will be visible to Elevation users with access to this student's record in Elevation. Please follow your District and State's guidance as to which documents should be added to student records.

Cancel

Upload

You can now download, edit, or view the documents from this page.



ESOL Instructional Strategies Matrix

(How We Teach is as Important as *What* We Teach)

A Accommodations	B Clear Communication	C Assessments	D Vocabulary	E Collaboration & Conversation	F Metacognitive & Metalinguistic
A1 Heritage Dictionary A2 Heritage Language (L1) Support A3 Flexible Scheduling A4 Flexible Setting A5 Flexible Timing	B1 Concise Language B2 Clear Directions B3 Enunciation B4 Pauses & Pacing B5 Pointing B6 Repeating/Paraphrasing B7 Gestures B8 Show Examples & Non-Examples B9 Demonstrations B10 Anecdote/Storytelling	C1 Rubrics C2 Presentation C3 Portfolio C4 Checklist C5 Labeling C6 Interview C7 Response Cards C8 Oral Assessment C9 Observation C10 Context-Embedded Text C11 Voting Devices C12 Cloze Test C13 Visual Representations C14 Self/Peer Assessment C15 Samples C16 Sentence Frames	D1 Etymology/Cognates D2 Semantic Feature Analysis D3 Context Clues D4 Tier II/Tier III Analysis D5 Interactive Word Walls D6 Vocabulary Games D7 Multiple Meanings D8 Phonology D9 Vocabulary Banks	Grouping Configurations: E1 Heterogeneous Grouping (Language/Content Readiness; Learner Profiles; Interests) E2 Homogeneous Grouping (Language/Content Readiness; Learner Profiles; Interests) E3 Jigsaw E4 Peer Pair E5 Reader's Theater E6 Think/Pair/Share E7 Academic Games E8 Group Presentations/Projects E9 Socratic Seminar E10 Panel Discussion E11 Debate/Defend with Evidence	F1 L1 Transfer F2 Mnemonic Devices F3 Dialogue Journals F4 Self-Correction F5 Self-Evaluation F6 Self-Monitor F7 Peer Editing F8 Associations
G Context Embedded Supports & Close Reading			H Multimodal & Multimedia	I Advance Organizers	J Additional Resources
G1 Activating and/or Building Prior Knowledge G2 Chunking Text G3 Annotations & Symbols G4 Ask Inferential & HOT Questions G5 Ask Clarifying Questions G6 Modeling G7 Read Aloud G8 Think Aloud G9 Multimodal Texts G10 Visualization/Illustrations G11 Summarizing G12 Dramatic Enactments/Role Play G13 Identify Key Concepts G14 Similarities & Differences G15 Language Experience Approach			H1 Audio-Visual Applications H2 Digital Books H3 Computer Software H4 Document Camera H5 Interactive White Board H6 Tablet/Interactive Devices H7 Language Master H8 Video/Film/CD/MP3 H9 Digital Simulations H10 Translation Devices	I1 Charts (Flowcharts, T-Charts, etc.) I2 Anticipation Guide I3 Cornell Notes I4 Digital Tools/Software I5 Foldables I6 Graphs/Diagrams I7 K-W-L I8 Reading and Analyzing Non-Fiction (RAN) I9 Notes TM I10 Webbing/Mapping I11 Story Maps I12 Timelines I13 Venn Diagrams I14 Vocabulary Improvement Strategy (VIS)	J1 Art Integration J2 Community Resources J3 Cultural Sharing J4 Celebrations J5 Field Trips J6 Guest Speakers J7 Holiday Programs J8 Multicultural Resources J9 Music/Songs/Jazz Chants

IPT Materials



Schools must purchase using General Funds

☐ **IPT Oral**

☐ **IPT Reading and Writing:**

- **IPT 1 Grades 2-3**
- **IPT 2 Grades 4-6**
- **IPT 3 Grades 7-12**



IPT Correlations Chart

Reminder

Good Morning ESOL Contacts,

What?

The IPT Correlations Chart has been updated. All previous versions (2010 and 2017) must be discarded.

- You **must** use the **2018 IPT Correlations chart** in order to identify your ELLs.
- The 2010 version of the IPT booklet can be used along with the 2018 Correlations chart.

Why?

The IPT was renamed and as a result the Broward County 2018 Correlations Chart was updated.

Starting when?:

Effective immediately. **Monday, August 27, 2018**

- You must use the 2018 IPT Correlations chart in order to identify your ELLs.

Where do I find information?

Attached you will find the following:

- 2018 Correlations Chart
- IPT I Oral Designation chart K-5 (2017)
- IPT II Oral Designation chart 6-12 (2017)

This information is also available via the Bilingual/ESOL SharePoint and Canvas Course.

Bilingual/ESOL SharePoint link:

<https://browardcountyschools.sharepoint.com/sites/esolprogram/SitePages/Home.aspx>

ESOL Contacts Canvas course link:

<https://browardschools.instructure.com/courses/598658>



Grading ELLs

- Provide **clear, concise directions**
- Explain grading criteria and show **examples** of finished product
- Document **use of ESOL strategies** and other modifications, accommodations, and parent contacts
- Immediately **inform parents** about concerns
- For promotion/retention of ELLs, refer to **School Board Policy 6000.1**



Second Language Learning

- Is not a disability but rather a “temporary situation”
- ELLs need time to develop language skills in order to achieve competency in academic tasks
- What we do as teachers while this process takes place has a significant impact on student motivation and self-confidence

Smith, L (2013-2014)



What is comprehensible instruction?

- Comprehensible Instruction is instruction that reaches the level of understanding for an individual
- ELLs who are limited in English need support with grade level instruction in order to reach a level of understanding

Smith, L (2013-2014)



Need for understanding of Second Language Learning

- Teachers sometimes think all students need to be on the “same playing field” when it comes to assessment and that students need to be compared to one another
- ELLs need teachers who understand the second language acquisition process
 - It take approximately 2-3 years for English oral proficiency
 - It takes approximately 7-10 years for academic proficiency equivalent to that of mainstreamed monolingual students

Smith, L (2013-2014)



Instruction and Assessment

- Just as we are mandated to make instruction comprehensible for ELLs so we are required to make assessment comprehensible.
- As language develops, accommodations for learning and assessment should decrease.



What should teachers do with Access for ELLs test scores?

We look at what the child does best. Teachers can use these strengths to help the child learn.

Teachers think about how to support the child in learning English and make plans for our teaching.



2018-2019 ACCESS for ELLs

JANUARY				
M	T	W	T	F
	1	2	3	4
7	8	9	10	11
14	15	16	17	18
21	22	23	24	25
28	29	30	31	

FEBRUARY				
M	T	W	T	F
				1
4	5	6	7	8
11	12	13	14	15
18	19	20	21	22
25	26	27	28	

MARCH				
M	T	W	T	F
				1
4	5	6	7	8
11	12	13	14	15
18	19	20	21	22
25	26	27	28	29

Login:
florida
Password:
sunshine

2018- 2019 Testing Window:
1/28/19 – 3/21/19
(8 weeks)

<https://wida.wisc.edu/>



2018-2019 ACCESS for ELLs Certification

Any certificate awarded **prior to July 2017 is no longer valid.**

Test Administrators are only responsible for assessment quizzes they will be administering.

For example, a Kindergarten Test Administrator would only need to take the Kindergarten Quiz and none of the Grades 1-12 quizzes.

If administering all three assessments and the completion of the quizzes was prior to July 2017, then the person must retake all applicable quizzes (K, 1-12, Alt, Paper-Admin).



<https://wida.wisc.edu/>

2018-2019 ACCESS for ELLs Certification

Resource Library WIDA Store Members/States Login Search



Assess Teach Grow About Memberships and Programs

The WIDA Consortium and WIDA International School Consortium provide valuable secure resources that require an account.

Secure Portals

WIDA Secure Portal

Test preparation, administrative, and management; and SEA

- Have an account b
- Services Center at
- Have a WIDA Secu

WIDA International Se

Members-only resourc

- Have an account b
- Services Center at
- Have a WIDA Secu

Log In

WIDA Secure Portal

In order to create an account:

- ☐ Go to <https://wida.wisc.edu/login>
- ☐ Under Member States, select Florida
- ☐ Select Login (blue button)
- ☐ Under Select Site: (drop down menu) Select WIDA Secure Portal
- ☐ Select Login (blue button)
- ☐ **Username:** florida **Password:** sunshine
- ☐ Then, select Account Creator

Login:
florida
Password:
sunshine



<https://wida.wisc.edu/>

2018-2019 ACCESS for ELLs Certification History

WIDA™

My Account & Secure Portal

- My Training CERTIFICATE
- My Training & Quiz HISTORY**
- Secure Portal USER GUIDE
- Download LIBRARY

TECHNOLOGY Coordinators

Account Creator

ACCESS for ELLs Training Courses

Deadline:
January 14, 2019

Username: sbustillo [Change Password](#)

First Name
Stephanie

Last Name
Bustillo

Email
stephanie.bustillo@browardschools.com

State:
Florida

District
BROWARD

School



<https://wida.wisc.edu/>

Florida's WIDA Webpage

[Resource Library](#)[WIDA Store](#)[Members/States](#)[Login](#)[Assess](#) [Teach](#) [Grow](#) [About](#) [Memberships and Programs](#)

Florida

[Memberships and Programs](#) < [WIDA Consortium](#) < Florida

Member of the WIDA Consortium since 2015.

Assessment

Florida may use Kindergarten W-APT, WIDA MODEL, and WIDA Screener (for Grades 1-12) to identify English language learners (ELLs). ACCESS for ELLs must be administered to all ELLs during the yearly testing window, which typically takes place from late January through late March.

Testing Dates

11/21/18	SEA Loads Pre-ID File into AMS
12/31/18-3/29/19	WIDA AMS test setup available for editing student demographic information
1/11/19	Load second round of Pre-ID files into AMS
1/11/19	Districts receive test materials
1/28/19-3/22/19	Test Window
1/11/19-3/15/19	Additional test materials ordering window in AMS
2/11/19	Districts receive Pre-ID labels from second Pre-ID upload
3/29/19	Deadline for shipping completed test materials to DRC

Contacts

[Florida Department of Education](#)

Contact the Florida Department of Education for questions related to state-specific policies and procedures.

Sabrina Read
Florida ACCESS Manager
(850) 245-0843
Sabrina.Read@fldoe.org

WIDA Client Services Center
Contact us for questions about training materials, test administration procedures, classroom resources, or for problems with your WIDA Secure Portal account.

help@wida.us
(866) 276-7735

Logging In



[HTTPS://WIDA.WISC.EDU/MEMBERSHIPS/CONSORTIUM/FL](https://wida.wisc.edu/memberships/consortium/fl)

2018 - 2019 ACCESS for ELLs 2.0 School-Based Certification Requirements

By **January 14, 2019**, all schools are required to have a team of assessors who must complete the state-required online ACCESS for ELLs 2.0 Training Course. The district will monitor completion of certification every two weeks upon receipt of this memo.

1. **Who is assessed?** All active ESOL students(LY) as of **January 28, 2019**

2. **When is the testing window?** **January 28, 2019 – March 21, 2019**

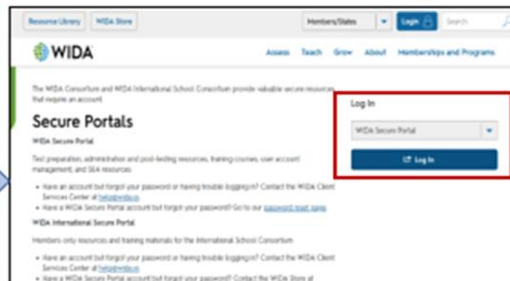
3. **Who must be certified?**

- Any certificate awarded **prior to July 2017 is no longer valid**
- Test Assessors are only responsible for quizzes in areas they will be administering
 - For example, a Kindergarten test assessor would only need to take the Kindergarten Quiz and none of the Grades 1-12 quizzes
 - If you are administering all three assessments and completion of the quizzes was prior to July 2017, then they would have to retake all applicable quizzes (K, 1-12, Alt, Paper-Admin)

4. **How do we create accounts to become certified assessors?** Accounts for the required online training are created at <https://wida.wisc.edu/login>.

To create an account:

- Go to <https://wida.wisc.edu/login>
- Under Member States, select Florida
- Select Login (blue button)
- Under Select Site: (drop down menu) Select WIDA Secure Portal
- Select Login (blue button)
- Username: **florida** Password: **sunshine**
- Then, select Account Creator



5. **As a previously certified assessor, how do I find out when I was certified?**

- Any previous assessor can login using their Secure Portal login
- Then, proceed to the "My Training & Quiz History" tab
- Click on the icon and a History spreadsheet will identify the year(s) of certification



11-05-2018; SB-MM

2018-2019 ACCESS for ELLs School-based Certification Requirements





Intro to WIDA PD

- Rock Island Professional Development Center (RIPDC) Room 401
 - **K-5** Tuesday, November 27th (8:00 a.m. – 3:00 p.m.)
 - **6-12** Thursday, November 29th (8:00 a.m. – 3:00 p.m.)
- Davie Professional Development Center (PDSS)
 - **K-5** Thursday, January 17th (8:00 a.m. – 3:00 p.m.)
 - **6-12** Wednesday, January 16th (8:00 a.m. – 3:00 p.m.)

ESOL Scaffolded Instruction K-5

- November 7, 2018 and November 14, 2018
 - Rock Island Professional Development Center, 8 a.m. – 3 p.m.



Courses will be available for registration during **the registration window**. See below for directions on finding a course. Click [here](#) to view the Registration and Cancellation Fee Policy. BVU Courses are accessed through **Canvas**. For more information on a course, click the title.

	SUMMER Registration Window 4/16/18 - 6/1/18 Refund Deadline 6/4/18 Start Date 6/11/18	FALL I Registration Window 8/6/18 - 9/14/18 Refund Deadline 9/17/18 Start Date 9/24/18	FALL II Registration Window 8/6/18 - 9/29/18 Refund Deadline 10/1/18 Start Date 10/8/18	SPRING I Registration Window 1/7/19 - 2/9/19 Refund Deadline 2/12/19 Start Date 2/18/19	SPRING II Registration Window 1/7/19 - 3/8/19 Refund Deadline 3/11/19 Start Date 3/18/19
ESOL CAT I Endorsement					
CAT I Applied Linguistics, 8 weeks, 60 points	X		X		X
CAT I Cross-Cultural Communications, 8 weeks, 60 points			X		X
CAT I Curriculum & Materials, 8 weeks, 60 points	X	X		X	
CAT I Methods of Teaching ESOL, 8 weeks, 60 points		X		X	
CAT I Testing & Evaluation, 8 weeks, 60 points	X		X		X
ESOL CAT II Endorsement					
CAT II ESOL Strategies for Content Areas, 8 weeks, 60 points	X	X	X	X	X
ESOL CAT III Endorsement					
CAT III Issues & Strategies for Teaching, 4 weeks, 18 points	X	X		X	
CAT III for Student Services Providers, 4 weeks, 18 points			X		X
ESOL CAT IV Endorsement					
CAT IV ESOL Administrators & Guidance, 8 weeks, 60 points				X	
Reading Endorsement					
Foundations of Literacy (Comp 1), 8 weeks, 60 points	X	X		X	
App of Research Based Literacy Practices (Comp 2), 8 weeks, 60 points	X	X		X	
Foundations of Literacy Assessment (Comp 3), 8 weeks, 60 points			X		X
Differentiated Reading Instruction (Comp 4), 8 weeks, 60 points	X		X		X
Demonstration of Accomplished Practices (Comp 5), 10 weeks, 60 points *		X		X	X
* Comps 1-4 must be on your record before registering for Comp 5.					

Courses are subject to be cancelled due to low enrollment or other unforeseen circumstances.

To search for BVU courses in MyLearningPlan:

1. Under Activity Catalogs, click **BVU and Public Activities**.
2. Do not type anything in the search term box...simply click the word **Search**.

NOTE: Any activity that is offered for a session will populate under Search Results during its registration period only.



Title III Supplemental Materials Orders

- Memo was posted in Pivot and forwarded to all ESOL contacts on November 9, 2018 by Jeanie Mesler.
- Please read the guidelines carefully when selecting materials to order.
- Not following the guidelines will delay the processing of orders.
- Deadline to place orders is December 14, 2018.
- Documents are posted on Sharepoint and ESOL Contact CANVAS course

**PURCHASED WITH
TITLE III
FUNDS**





Vicky B. Saldala, Director

Leyda Sotolongo, ESOL Curriculum Supervisor

Stephanie Bustillo, Educational Specialist

Melinda Mayers, Educational Specialist

TBA, Parent Outreach Specialist

Blanca Guerra, World Language Curriculum Supervisor

Idalina Orta, Dual Language Specialist

Reina Murray, Bilingual Guidance Counselor

Celina Chavez, Educational Specialist, Charter School
Support

754-321-2590 KCW

754-321-2951 Pembroke Pines

<http://esol.browardschools.com>



