








## FLORIDA ACCESS for ELLs Paper Checklist 2020-2021



This state checklist is a guide for personnel involved in administering [ACCESS for ELLs](#) Paper, and includes unique steps related to Kindergarten and Alternate ACCESS assessments. The checklist highlights all tasks that need to be completed **before**, **during**, and **after** testing within a school or district and uses color to indicate who typically completes those tasks in your state. This checklist has been customized for your state. The state-specific clarification column contains guidance that your state education agency expects you to follow as you prepare for and administer the test.

State-specific information			
Test delivery mode	Paper	Testing Window	January 25, 2021 – March 19, 2021
WIDA member page	<a href="https://wida.wisc.edu/membership/consortium/fl">Wida.wisc.edu/membership/consortium/fl</a>		
Online Resources			
<ul style="list-style-type: none"><li>• <a href="#">Spring 2021 Florida ACCESS for ELLs Test Administration Manual</a> <i>Test administration policies and procedures</i></li><li>• <a href="#">2021 Florida Accessibility and Accommodations Supplement</a> <i>Accessibility and accommodations policies and procedures</i></li><li>• <a href="#">Florida Department of Education’s ACCESS for ELLs webpage</a> <i>District Contacts and Important Information</i></li></ul>		<ul style="list-style-type: none"><li>• <a href="#">State-Specific Directions</a></li><li>• <a href="#">Download Library – State/District Webinars</a></li><li>• <a href="#">WIDA AMS User Guide</a></li><li>• <a href="#">ACCESS for ELLs Interpretive Guide for Score Reports</a></li><li>• <a href="#">Alternate ACCESS for ELLs Interpretive Guide for Score Reports</a></li></ul> <p>For more state-specific resources, visit your WIDA member page.</p>	
Checklist Key			
 District Assessment Coordinator (DAC) task		 Kindergarten ACCESS task	
 School Assessment Coordinator (SAC) task		 Alternate ACCESS task	
 Test Administrator (TA) task		<b>Opt</b> Task may be optional depending on school or district procedures.	



## Before Testing

DAC	SAC	TA	Task	State-specific Clarification	✓
X	X	X	Download and read the following Florida-specific resources: <ul style="list-style-type: none"> <li><a href="#">Spring 2021 Florida ACCESS for ELLs Test Administration Manual</a></li> <li><a href="#">2021 Florida Accessibility and Accommodations Supplement</a></li> <li><a href="#">State-Specific Directions</a></li> </ul>	These Florida-specific resources are available in the Download Library within the WIDA Secure Portal.  <b>Important:</b> The Florida-specific manual and supplement replaces WIDA Manuals.	
X	X		Meet with staff involved to review roles and responsibilities identified within this checklist.	DACs may modify the assignment of tasks, as applicable.  <b>Key Resource:</b> <ul style="list-style-type: none"> <li><a href="#">Spring 2021 Florida ACCESS for ELLs Test Administration Manual</a> <ul style="list-style-type: none"> <li>Part 1: ACCESS for ELLs Introduction</li> <li>Part 2: Florida's Policies and Procedures</li> </ul> </li> </ul>	
		X	Determine which ACCESS for ELLs assessment you are responsible for administering: Paper, Kindergarten ( <b>K</b> ), or Alternate ( <b>A</b> ).	The Spring 2021 ACCESS for ELLs administration is paper-based ONLY. A #2 pencil must be used on Student Response Booklets in order to process, score, and report students' progress in attaining the English language.	
X	X		Determine how you will communicate with students' parents/family members about ACCESS for ELLs testing: its purpose, when their child will test, and any tips for helping students do their best.	The following parent resources can be found at the <a href="#">FDOE's ACCESS for ELLs webpage</a> : <ul style="list-style-type: none"> <li>What is ACCESS for ELLs? parent handout (available in English and various other languages)</li> </ul>	
X	X	X	Review training requirements based on your role.	Assessment Coordinators need to review the paper pencil related training modules in the WIDA Secure Portal. Additional Florida-specific manuals, resources, training webinars can be found behind the <a href="#">Download Library</a> tile in the WIDA Secure Portal.  <b>Test Administrator Certificate Requirements:</b> <ul style="list-style-type: none"> <li>All test administrators <b>must</b> take the training module quizzes and receive a passing score of 80% in order to administer the applicable assessment.</li> </ul>	



## Before Testing

DAC	SAC	TA	Task	State-specific Clarification	✓
				<ul style="list-style-type: none"> <li><b>New:</b> Test Administrators with training certificates <i>prior to July 2019</i> must recertify to administer during the Spring 2021 administration.</li> </ul> <p><b>Key Resource:</b></p> <ul style="list-style-type: none"> <li><a href="#">Spring 2021 Florida ACCESS for ELLs Test Administration Manual</a> <ul style="list-style-type: none"> <li>Section 2.6: WIDA Secure Portal – Training Course</li> </ul> </li> </ul>	
		X	Print, sign, and return the following agreements to the SAC: <ul style="list-style-type: none"> <li>2020-2021 Test Administration and Security Agreement</li> <li>2020-2021 Test Administrator Prohibited Activities Agreement</li> </ul>	These agreements can be located in the <a href="#">State-Specific Directions</a> .	
X	X	X	Log in to your <a href="#">WIDA account</a> and agree to the Non-Disclosure and User Agreement (NDUA) that pops up automatically upon first login. <p><b>New to the WIDA Secure Portal?</b></p> <ul style="list-style-type: none"> <li>DACs create accounts for new SACs and TAs.</li> <li>New DACs should contact SEA to obtain an account.</li> </ul>	Please note that the WIDA Secure Portal username should be your work email address. Confirm your district and/or school assignment. If an active school does not populate, please notify your assessment coordinator. <p><b>Note to Assessment Coordinators:</b> Print the WIDA NDUA for all school personnel assisting with secure materials and/or testing, but who do not require a WIDA Secure Portal account. Sign and return to the SAC. This agreement can be located in the State-Specific Directions.</p> <p><b>Key Resource:</b></p> <ul style="list-style-type: none"> <li><a href="#">Spring 2021 Florida ACCESS for ELLs Test Administration Manual</a> <ul style="list-style-type: none"> <li>Section 2.6: WIDA Secure Portal Accounts</li> </ul> </li> </ul>	
		X	Watch the following Florida webinars: <ul style="list-style-type: none"> <li>2021 Test Administrator Overview</li> <li>Grades 1-12 Paper Test Administrator Scoring Overview (only required if scoring Speaking)</li> <li>Completing Demographic Information</li> </ul>	Florida webinars can be found within the <a href="#">Download Library</a> tile under State/District Webinars. Login is required.	



## Before Testing

DAC	SAC	TA	Task	State-specific Clarification	✓
	X		Watch the following Florida webinars: <ul style="list-style-type: none"> <li>2021 School Assessment Coordinator Overview</li> <li>Completing Demographic Information</li> </ul>	Florida webinars can be found within the <a href="#">Download Library</a> tile under State/District Webinars. Login is required.	
X			Watch the following Florida webinars: <ul style="list-style-type: none"> <li>2021 District Assessment Coordinator Overview</li> <li>Completing Demographic Information</li> </ul>	Advise schools of any additional district requirements for completing demographic information for students.  Florida webinars can be found within the <a href="#">Download Library</a> tile under State/District Webinars. Login is required.	
X	X		Log in to WIDA Assessment Management System ( <a href="#">WIDA AMS</a> ) and agree to security terms that appear automatically at first login.  <b>New to WIDA AMS?</b> <ul style="list-style-type: none"> <li>New DACs should contact SEA to obtain an account.</li> <li>New SACs should contact the DAC to obtain an account.</li> </ul>	To maintain the security of student information, FDOE, WIDA, and DRC will not create WIDA AMS accounts for school-level personnel. As a result, it is a district's decision on whether SACs should have access to WIDA AMS.  <b>Key Resource:</b> <ul style="list-style-type: none"> <li><a href="#">Spring 2021 Florida ACCESS for ELLs Test Administration Manual</a> <ul style="list-style-type: none"> <li>Section 2.7: WIDA Assessment Management System (WIDA AMS)</li> </ul> </li> </ul>	
X	X		Download the <a href="#">WIDA AMS User Guide</a> and have it available for easy reference. <b>Note:</b> This checklist provides page references to the WIDA AMS User Guide for each listed task.	This checklist provides page references to the WIDA AMS User Guide for each listed task..	
X	X	X	Watch the <a href="#">Training Overview tutorial</a> .	<b>Note to TA:</b> Only required if administering ACCESS for ELLs Paper (Grades 1-12).	
X			Submit Pre-ID file to FDOE.  <b>Important:</b> Do not add student enrollments to WIDA AMS for ACCESS for ELLs testing.	<b>1st Wave of Pre-ID Labels via Survey 2</b> Preidentification information and test materials ordering are generated from Survey 2 enrollments. If requested by the DAC, additional overage is provided and assigned to the State Provided School (9999). The Florida Department of Education will provide the	



## Before Testing

DAC	SAC	TA	Task	State-specific Clarification	✓
				<p>Pre-ID file to DRC on <b>November 16, 2020</b>, which includes students submitted by the district by October 30, 2020.</p> <p><b>2nd Wave of Pre-ID Labels via FDOE ShareFile</b> On or before <b>January 7, 2021</b>, the DAC can upload a Pre-ID File via FDOE ShareFile in order to generate Pre-ID labels for students who have enrolled or transferred to a new school after Survey 2. The 2<sup>nd</sup> wave of Pre-ID labels will arrive to the district office on <b>February 8, 2021</b>.</p> <p><b>Key Resource:</b></p> <ul style="list-style-type: none"> <li>• <a href="#">Spring 2021 Florida ACCESS for ELLs Test Administration Manual</a> <ul style="list-style-type: none"> <li>○ Section 3.2: Students to be Tested</li> <li>○ Section 4.5: Labeling Student Response Booklets</li> </ul> </li> </ul>	
	X	X	Watch the <a href="#">Accessibility Overview tutorial</a> .	<p><b>Important:</b> Students should be provided with a Student Planning Sheet for the Writing domain, which is located in the State-Specific Directions. Scratch paper is <b>not</b> permitted.</p> <p><b>NEW:</b> Used student planning sheets must be destroyed locally in a secure manner.</p> <p><b>Key Resources:</b></p> <ul style="list-style-type: none"> <li>• <a href="#">2021 Florida Accessibility and Accommodations Supplement</a> <ul style="list-style-type: none"> <li>○ Section 2.2: Administrative Considerations</li> <li>○ Section 2.3: Universal Tools</li> </ul> </li> <li>• <a href="#">State-Specific Directions</a> <ul style="list-style-type: none"> <li>○ Student Planning Sheet</li> </ul> </li> </ul>	
X	X	X	Watch the <a href="#">Assigning Accommodations tutorial</a> .	Accommodations <b>must</b> be captured/gridded on the Student Response Booklet. Grid the accommodation(s) provided, regardless	



## Before Testing

DAC	SAC	TA	Task	State-specific Clarification	✓
			<p><b>Note:</b> All accommodations are gridded on the Student Response Booklet. As a result, disregard slides 14-20 of the tutorial.</p>	<p>of usage, on the back of the Student Response Booklet with a #2 pencil.</p> <p><b>Key Resources:</b></p> <ul style="list-style-type: none"> <li>• <a href="#">Spring 2021 Florida ACCESS for ELLs Test Administration Manual</a> <ul style="list-style-type: none"> <li>○ Section 4.6: Completing Demographic Information</li> </ul> </li> <li>• <a href="#">2021 Florida Accessibility and Accommodations Supplement</a> <ul style="list-style-type: none"> <li>○ Section 2.4: Accommodations</li> </ul> </li> </ul>	
X	X		<p>Meet with all stakeholders regarding testing needs for students with an IEP or 504 plan. Refer to the Administrative Considerations section of the <a href="#">2021 Florida Accessibility and Accommodations Supplement</a> to consider testing needs for students who do not have an IEP or 504 plan.</p>	<p>Make all the necessary arrangements for test accommodations prior to the test dates. It is important to note that accommodations vary for each test in the ACCESS for ELLs suite of assessments. Ensure TAs are familiar with the student, the student's response mode, and guidance on how the accommodation must be applied to maintain reliability and validity of test results.</p> <p><b>Accommodated formats:</b></p> <ul style="list-style-type: none"> <li>• ACCESS for ELLs Paper and Kindergarten ACCESS for ELLs are available in large print (18-point font).</li> <li>• ACCESS for ELLs Paper is available in Unified English Braille (UEB) in contracted and uncontracted for Grades 1–12.</li> </ul> <p><b>Key Resource:</b></p> <ul style="list-style-type: none"> <li>• <a href="#">2021 Florida Accessibility and Accommodations Supplement</a> <ul style="list-style-type: none"> <li>○ Section 1.3: Participation Requirements for ACCESS for ELLs</li> <li>○ Appendix C: Accommodation Selection Forms</li> </ul> </li> </ul>	
X	X		<p>Review student data for accuracy in WIDA AMS. The following student data can be reviewed and edited in WIDA AMS:</p> <ul style="list-style-type: none"> <li>• Student Name (First, Last, Middle)</li> <li>• Date of Birth</li> </ul>	<p>Verify or make any needed edits to student information in WIDA AMS beginning on <b>December 28, 2020</b>. It is a district's decision on whether SACs have this capability.</p>	



## Before Testing

DAC	SAC	TA	Task	State-specific Clarification	✓
			<ul style="list-style-type: none"> <li>Grade Level</li> <li>Demographic Information</li> </ul>	<b>Key Reminders:</b> <ul style="list-style-type: none"> <li>Do <b>not</b> upload new student enrollments to the 2020-21 ACCESS for ELLs administration in WIDA AMS.</li> <li>The State Student ID (FLEID), district, and school information cannot be modified.</li> </ul> <b>Key Resources:</b> <ul style="list-style-type: none"> <li><a href="#">WIDA AMS User Guide</a> Pages 57-61</li> <li><a href="#">Spring 2021 Florida ACCESS for ELLs Test Administration Manual</a> <ul style="list-style-type: none"> <li>Section 4.5: Labeling Student Response Booklets</li> </ul> </li> </ul>	
X	X		Watch the <a href="#">Test Scheduling tutorial</a> .	<b>Note to SAC:</b> Only required if the school is administering ACCESS for ELLs Paper (Grades 1-12).  <b>Key Resources:</b> <ul style="list-style-type: none"> <li><a href="#">Spring 2021 Florida ACCESS for ELLs Test Administration Manual</a> <ul style="list-style-type: none"> <li>Section 6.1: Before Testing</li> </ul> </li> <li><a href="#">State-Specific Directions</a> <ul style="list-style-type: none"> <li>Test Session Master Schedule</li> <li>Test Session Roster: Individual Administration</li> <li>Test Session Roster: Group Administration</li> </ul> </li> </ul>	
	X		Create a testing schedule. All Speaking tests and all Kindergarten <b>K</b> and Alternate ACCESS <b>A</b> test sessions should be one-on-one. <i>Tip: Break testing down into days in the window. Allow several days at the end for makeup testing.</i>	<b>Key Resources:</b> <ul style="list-style-type: none"> <li><a href="#">Spring 2021 Florida ACCESS for ELLs Test Administration Manual</a> <ul style="list-style-type: none"> <li>Section 6.1: Before Testing</li> </ul> </li> <li><a href="#">State-Specific Directions</a> <ul style="list-style-type: none"> <li>Test Session Master Schedule</li> <li>Test Session Roster: Individual Administration</li> </ul> </li> </ul>	
X	X		Reserve space and all necessary equipment (e.g., CD player) for testing days.	<b>Key Resource:</b> <ul style="list-style-type: none"> <li><a href="#">Spring 2021 Florida ACCESS for ELLs Test Administration Manual</a> <ul style="list-style-type: none"> <li>Section 6.1: Before Testing</li> </ul> </li> </ul>	



## Before Testing

DAC	SAC	TA	Task	State-specific Clarification	✓
		X	Confirm what space and equipment is reserved for your test sessions.	<p>Ensure testing room meets requirements, as outlined in the Spring 2021 Florida ACCESS for ELLs Test Administration Manual.</p> <p><b>Key Resource:</b></p> <ul style="list-style-type: none"> <li>• <a href="#">Spring 2021 Florida ACCESS for ELLs Test Administration Manual</a> <ul style="list-style-type: none"> <li>○ Section 6.1: Before Testing</li> </ul> </li> </ul>	
	X		Plan a seating arrangement for testing areas. Verify that students are adequately spaced.	Instruct TAs to collect the required administration information, including accommodations used by each student, attendance information, and seating charts (as required by your district).	
X	X		Watch the <a href="#">Managing Test Materials tutorial</a> .	<p>Materials are shipped to the districts and packaged by school.</p> <p><b>Key Resources:</b></p> <ul style="list-style-type: none"> <li>• <a href="#">Spring 2021 Florida ACCESS for ELLs Test Administration Manual</a> <ul style="list-style-type: none"> <li>○ Section 5: Materials Management (Before and During Testing)</li> </ul> </li> <li>• WIDA AMS Pathway: My Applications &gt; Report Delivery &gt; Test Results <ul style="list-style-type: none"> <li>○ Packing list</li> <li>○ Security Checklist</li> <li>○ School Box Range Sheet</li> </ul> </li> </ul>	
X	X		Receive, inventory, and distribute test materials to designated sites/staff. Materials are shipped to districts and packaged by schools.	<p>Test materials and Pre-ID labels are delivered to the district office no later than <b>January 8, 2021</b>. Overage will be shipped to districts and schools (7.5% and 7.5%). If requested by the DAC, additional overage is provided and assigned to the State Provided School. All student labels received for this site must be destroyed immediately.</p> <p><b>Maintain Security</b></p> <p>Complete applicable information regarding the receipt of secure materials on the <i>Test Materials Chain of Custody</i> form.</p>	





## Before Testing

DAC	SAC	TA	Task	State-specific Clarification	✓
				<b>Key Resources:</b> <ul style="list-style-type: none"> <li>• <a href="#">State-Specific Directions</a> <ul style="list-style-type: none"> <li>○ Test Materials Chain of Custody Form</li> </ul> </li> <li>• <a href="#">Spring 2021 Florida ACCESS for ELLs Test Administration Manual</a> <ul style="list-style-type: none"> <li>○ Section 4.4: Student Response Booklet Labels</li> <li>○ Section 5.1: Initial Materials and Overage Quantities</li> <li>○ Section 5.2: Materials Receipt and Inventory</li> <li>○ Section 5.4: Distributing and Tracking Secure Test Material</li> </ul> </li> </ul>	
	X		Review materials for accuracy. Inventory the contents of boxes within 24 hours of receipt and report any discrepancies to the DAC immediately. In addition, report any amount and type of overage to the District Coordinator.	<p>Overage received in the initial shipment must be used first in cases where sites need additional materials. Consult your DAC if additional materials are needed.</p> <b>Key Resources:</b> <ul style="list-style-type: none"> <li>• <a href="#">Spring 2021 Florida ACCESS for ELLs Test Administration Manual</a> <ul style="list-style-type: none"> <li>○ Section 4.2: Missing Materials/Breaches of Administration Procedures</li> <li>○ Section 5.2: Materials Receipt and Inventory</li> <li>○ Section 5.4: Distributing and Tracking Secure Test Material</li> <li>○ Section 7.3 Reporting Missing Materials</li> </ul> </li> </ul>	
X			<p>Watch the <a href="#">Additional Materials Orders tutorial</a>.</p> <p><b>Note:</b> District/School labels and Human Reader Accommodation Script orders must be requested and approved by the SEA. Ordering forms are available for DACs via FDOE ShareFile.</p>	<p>Each district has <b>up to three bulk orders</b> that can be placed during <b>January 8 – March 12, 2021</b>. All additional materials orders <b>must</b> be requested by the DAC and placed for the following school in WIDA AMS: <b>District-Level Additional Orders Only Site – WWW</b>. Do <b>not</b> place orders for individual schools.</p> <b>Key Resource:</b> <ul style="list-style-type: none"> <li>• <a href="#">Spring 2021 Florida ACCESS for ELLs Test Administration Manual</a> <ul style="list-style-type: none"> <li>○ Section 5.3: Additional Materials Ordering</li> </ul> </li> </ul>	



## Before Testing

DAC	SAC	TA	Task	State-specific Clarification	✓
				<ul style="list-style-type: none"> <li><a href="#">WIDA AMS User Guide</a> Pages 49-51</li> </ul>	
X	X	X	<p>Review student Pre-ID labels to ensure that the data printed is accurate prior to affixing to a Student Response Booklet.</p> <p>In order to use the Pre-ID label, the State ID (FLEID), district, and school information <b>must</b> be correct. Do <u>not</u> make any markings on or deface the Pre-ID label.</p>	<p>Report any inaccurate information to the assessment coordinator. If needed, the DAC or SAC can verify and/or correct the student's name, grade level, gender, or birth date in WIDA AMS to override Pre-ID label's information.</p> <p>Test assignment (<i>i.e.</i>, KG, ALT, TierA, TierBC) is included on the Pre-ID label under the District Student ID number to ensure students are tested on the correct test form. For example, if a 4<sup>th</sup> grade student was assigned Tier A of the ACCESS for ELLs Paper test via Survey 2, "TierA" is listed as the District Student ID Number on the Pre-ID label to indicate the label should be applied to the Grades 4-5 Tier A test form.</p> <p><b>Important:</b> If a test assignment change is approved by the DAC, schools may proceed with affixing the label to the appropriate Student Response Booklet. This information does not need to be updated in WIDA AMS.</p> <p><b>Key Resources:</b></p> <ul style="list-style-type: none"> <li><a href="#">Spring 2021 Florida ACCESS for ELLs Test Administration Manual</a> <ul style="list-style-type: none"> <li>Section 4.3: Managing Student Information</li> <li>Section 4.4: Student Response Booklet Labels</li> </ul> </li> <li><a href="#">WIDA AMS User Guide</a> Page 60</li> </ul>	
X	X		Check District/School labels for accuracy. Contact DRC Customer Support if information is incorrect.	<p>DRC Customer Support can be reached at 855-787-9615.</p> <p><b>Key Resources:</b></p> <ul style="list-style-type: none"> <li><a href="#">Spring 2021 Florida ACCESS for ELLs Test Administration Manual</a> <ul style="list-style-type: none"> <li>Section 4.4: Student Response Booklet Labels</li> </ul> </li> </ul>	



## Before Testing

DAC	SAC	TA	Task	State-specific Clarification	✓
			<b>Note:</b> 50 District/School labels are provided to each site. If additional District/School labels are needed, the DAC can submit a request to the SEA for approval.	<ul style="list-style-type: none"> <li>District/School Label Request Form (available in FDOE ShareFile)</li> </ul>	
	X	X	Apply verified Pre-ID labels to Student Response Booklets.	<p>Make sure to confirm the test assignment* on the Pre-ID label prior to affixing the label to the Student Response Booklet.</p> <p><i>* Test Assignment (i.e., KG, ALT, TierA, TierBC)</i></p> <p><b>Key Resources:</b></p> <ul style="list-style-type: none"> <li><a href="#">Spring 2021 Florida ACCESS for ELLs Test Administration Manual</a> <ul style="list-style-type: none"> <li>Section 4.3: Managing Student Information</li> <li>Section 4.5: Labeling Student Response Booklets</li> </ul> </li> </ul>	
	X	X	Complete demographic information with a #2 pencil and apply a District/School label to Student Response Booklets that do not have Pre-ID labels.	<p>To ensure scoring and reporting is not impacted, confirm the grade level is bubbled correctly for each student with a District/School label. For example, if the a 9<sup>th</sup> grade student test booklet has "02" gridded as the grade-level, the student report will reflect scores as if a 2<sup>nd</sup> grader took the Grades 9-12 test form.</p> <p><b>Key Resources:</b></p> <ul style="list-style-type: none"> <li><a href="#">Spring 2021 Florida ACCESS for ELLs Test Administration Manual</a> <ul style="list-style-type: none"> <li>Section 4.6: Completing Demographic Information</li> </ul> </li> <li>Completing Demographic Information Webinar (available in the Download Library)</li> <li><a href="#">State-Specific Directions</a> <ul style="list-style-type: none"> <li>Native Language Codes</li> </ul> </li> </ul>	
	X	X	Assign accommodations for students with an IEP or 504 plan by gridding the accommodation on the back of the student response booklet.	Along with the student's IEP or 504 plan, review the Accommodation Checklist for the applicable assessment to ensure all accommodations assigned to the student are permissible for the English language proficiency assessment. Grid all accommodations	



## Before Testing

DAC	SAC	TA	Task	State-specific Clarification	✓
				<p>provided to the student on the back of the Student Response Booklet with a #2 pencil.</p> <p><b>Key Resources:</b></p> <ul style="list-style-type: none"> <li>• <a href="#">2021 Florida Accessibility and Accommodations Supplement</a> <ul style="list-style-type: none"> <li>○ Section 1.3: Participation Requirements for ACCESS for ELLs</li> <li>○ Appendix C: Accommodation Checklists</li> </ul> </li> <li>• <a href="#">Spring 2021 Florida ACCESS for ELLs Test Administration Manual</a> <ul style="list-style-type: none"> <li>○ Section 4.6: Completing Demographic Information</li> </ul> </li> </ul>	
		X	<p>Watch the <a href="#">Administering the Test tutorial</a>.</p> <p><b>K</b> Watch the <a href="#">Kindergarten Training Video Series</a>.</p> <p><b>A</b> Watch the <a href="#">Alt ACCESS Test Administration Tutorial</a>.</p>	<p>Prior to test administration, the TA may review and become familiar with secure test materials for each assessment to be administered as directed by the assessment coordinator.</p> <p><b>Key Resource:</b></p> <ul style="list-style-type: none"> <li>• <a href="#">Spring 2021 Florida ACCESS for ELLs Test Administration Manual</a> <ul style="list-style-type: none"> <li>○ <b>K</b> Section 8: Kindergarten ACCESS for ELLs</li> <li>○ Section 9: ACCESS for ELLs Paper</li> <li>○ <b>A</b> Section 10: Alternate ACCESS for ELLs</li> </ul> </li> </ul>	
		X	<p>Have students review Listening and Speaking <a href="#">paper sample items</a>.</p> <p><b>K</b> TAs review Listening and Speaking sample items.</p> <p><b>A</b> TAs review sample items.</p>	<p>Review the <a href="#">Preparing for ACCESS Quick Start Guide</a>.</p> <p><b>K A</b> Sample items for Kindergarten ACCESS and Alternate ACCESS are located in the respective training course in the WIDA Secure Portal. Login is required.</p>	
		X	<p>Take the <a href="#">Paper Administration Quiz</a> and pass with a score of 80% or higher.</p> <p><b>K</b> Take the <a href="#">Kindergarten Quiz</a>.</p> <p><b>A</b> Take the <a href="#">Alt ACCESS Quiz</a>.</p>	<p><b>Returning TAs:</b> Certificates awarded prior to July 2019 are no longer valid. Contact your SAC to determine whether you have to recertify.</p>	



## Before Testing

DAC	SAC	TA	Task	State-specific Clarification	✓
		X	If you are responsible for administering the Speaking test, complete the <a href="#">Speaking Scoring modules</a> , the 2020-21 Supplemental Training for the Speaking Assessment, and watch the Speaking Scoring webinar provided by FDOE.	Florida webinars can be found within the <a href="#">Download Library</a> tile under State/District Webinars.  <b>Key Resource:</b> <ul style="list-style-type: none"><li>ACCESS for ELLs Test Administrator Packet</li></ul>	
		X	Take the <a href="#">Speaking Quiz</a> for Grades 1-5 and/or Grades 6-12 and pass with an 80% or higher.	Only required if administering the ACCESS for ELLs Paper Speaking domain to students in grades 1-12.  <b>Returning TAs:</b> Certificates awarded prior to July 2019 are no longer valid. Contact your SAC to determine whether you have to recertify.	
X	X		Attend a local training to learn more about coordinating and/or administering the ACCESS for ELLs suite of assessments.	Prior to test administration, TAs may review and become familiar with the Test Administrator Script as directed by the assessment coordinator.  <b>K</b> It is recommended for new Kindergarten ACCESS for ELLs TAs to conduct a mock administration with a trained colleague prior to testing a student.	
X	X		Ensure all staff involved in ACCESS for ELLs testing have completed required training and follow test security and confidentiality procedures.	All TAs must complete and score 80% or higher on the appropriate WIDA certification quizzes. <b>Important:</b> Certificates awarded prior to July 2019 are no longer valid.  <b>Note to DAC:</b> Training status for all school personnel can be viewed behind the <a href="#">Account Management and Training Status</a> tile within the WIDA Secure Portal. For some educators, one or more quizzes are required.  <b>Key Resource:</b> <ul style="list-style-type: none"><li><a href="#">Spring 2021 Florida ACCESS for ELLs Test Administration Manual</a><ul style="list-style-type: none"><li>Section 2.6: WIDA Secure Portal – Training Course</li></ul></li></ul>	



## Before Testing

DAC	SAC	TA	Task	State-specific Clarification	✓
				<ul style="list-style-type: none"> <li>Section 4.1: Florida Statute and State Board of Education Rules</li> </ul>	
X			Assist SACs, as needed, to provide additional TAs or test locations for administering tests to students with permissible accommodations.	<p>Make all the necessary arrangements for test accommodations prior to the test dates.</p> <p><b>Key Resources:</b></p> <ul style="list-style-type: none"> <li><a href="#">Spring 2021 Florida ACCESS for ELLs Test Administration Manual</a> <ul style="list-style-type: none"> <li>Section 2.1: ACCESS for ELLs 2020-2021 Schedules</li> <li>Section 4.6: Completing Demographic Information</li> </ul> </li> <li><a href="#">2021 Florida Accessibility and Accommodations Supplement</a> <ul style="list-style-type: none"> <li>Section 2.4: Accommodations</li> <li>Appendix C: Accommodation Checklists</li> </ul> </li> </ul>	
	X	X	Try out the Listening and Speaking CD(s) and CD player prior to the day of testing.	<p><b>Important:</b> As directed in the Test Administrator Script, the Listening and Speaking test sessions require the TA to pause/play during the Directions and Practice Portion. For the Listening test session, the CD includes a Check-in for 45 seconds during Track 13 in order for the TA to confirm students are on the right page and gridding responses correctly.</p> <p><b>Key Resource:</b></p> <ul style="list-style-type: none"> <li><a href="#">Spring 2021 Florida ACCESS for ELLs Test Administration Manual</a> <ul style="list-style-type: none"> <li>Section 9.4: Listening Test Administration</li> <li>Section 9.7: Speaking Test Administration</li> </ul> </li> </ul>	
	X		Create and distribute Test Session Rosters (Group and/or Individual Administration) to ACCESS for ELLs (Grades 1-12) TAs at least two days prior to testing.	<p><b>Key Resources:</b></p> <ul style="list-style-type: none"> <li><a href="#">Spring 2021 Florida ACCESS for ELLs Test Administration Manual</a> <ul style="list-style-type: none"> <li>Section 6.1: Before Testing</li> </ul> </li> <li><a href="#">State-Specific Directions</a> <ul style="list-style-type: none"> <li>Test Session Master Schedule</li> <li>Test Session Roster: Individual Administration</li> <li>Test Session Roster: Group Administration</li> </ul> </li> </ul>	



## Before Testing

DAC	SAC	TA	Task	State-specific Clarification	✓
		X	Attend a briefing with the SAC on upcoming testing procedures (e.g., materials, policies, procedures, etc.). Check with building administration regarding the timing of building bells, alarms, or announcements that may go off during the test session.	<p>Follow all test security policies and procedures in the Spring 2021 Florida ACCESS for ELLs Test Administration Manual.</p> <p><b>Key Resource:</b></p> <ul style="list-style-type: none"> <li>• <a href="#">Spring 2021 Florida ACCESS for ELLs Test Administration Manual</a> <ul style="list-style-type: none"> <li>○ Section 4: Test Security</li> </ul> </li> </ul>	
		X	Post a “Do Not Disturb” sign and a “No Electronic Devices” sign on each testing room door. Remove or cover all visual aids showing reading or language arts concepts.	<p><b>Note:</b> Alternate ACCESS for ELLs TAs ONLY have the option to leave material uncovered should covering the print on the walls be considered significantly disruptive for the student.</p> <p><b>Key Resources:</b></p> <ul style="list-style-type: none"> <li>• <a href="#">Spring 2021 Florida ACCESS for ELLs Test Administration Manual</a> <ul style="list-style-type: none"> <li>○ Section 6.1: Before Testing</li> </ul> </li> <li>• <a href="#">State-Specific Directions</a> <ul style="list-style-type: none"> <li>○ Florida Testing Sign: Do Not Disturb</li> <li>○ Florida Testing Sign: No Electronic Devices</li> </ul> </li> </ul>	
	X	X	Set up the testing room according to the Spring 2021 Florida ACCESS for ELLs Test Administration Manual. For group settings, ensure students are seated far enough apart to avoid distractions and discourage cheating.	<p>Ensure that appropriate test settings are available for all test sessions. Individual administration of the test requires a testing space that is free from distractions.</p> <p><b>Key Resource:</b></p> <ul style="list-style-type: none"> <li>• <a href="#">Spring 2021 Florida ACCESS for ELLs Test Administration Manual</a> <ul style="list-style-type: none"> <li>○ Section 6.1: Before Testing</li> </ul> </li> </ul>	



## During Testing

DAC	SAC	TA	Task	State-specific Clarification	✓
	X		Distribute all necessary testing materials to test administrators using procedure for secure check-out of test materials.	<p>Maintain a record of all secure materials assigned to each TA on the ACCESS for ELLs Security Checklist. A hardcopy is provided in the last school box of materials delivered on <b>January 8, 2021</b>.</p> <p>Provide TAs with additional test materials as necessary from school overage. If school overage is depleted, please contact the DAC. Add the security numbers of materials you receive from the DAC on the Security Checklist.</p> <p><b>Important:</b> Communicate to TAs that secure materials should not remain in the classrooms or be taken off school's campus overnight.</p> <p><b>Key Resources:</b></p> <ul style="list-style-type: none"> <li>• <a href="#">Spring 2021 Florida ACCESS for ELLs Test Administration Manual</a> <ul style="list-style-type: none"> <li>○ Section 4: Test Security</li> <li>○ Section 5.2 Materials Receipt and Inventory</li> <li>○ Section 5.4: Distributing and Tracking Secure Test Material</li> </ul> </li> <li>• <a href="#">State-Specific Directions</a> <ul style="list-style-type: none"> <li>○ Security Log</li> <li>○ Sign: No Electronic Devices</li> <li>○ Sign: Testing Do Not Disturb</li> </ul> </li> </ul>	
		X	Distribute necessary materials to students (test booklets, #2 pencils, Planning Sheet).	<p>Receive and inventory test materials from the SAC each day of testing. Materials must be checked in and out for each test session.</p> <p>As outlined in the Spring 2021 Florida ACCESS for ELLs Test Administration Manual, confirm all test materials for the specific assessment and/or language test domains has been provided by the SAC. Ensure that students have cleared their desks of all non-testing</p>	





### During Testing

DAC	SAC	TA	Task	State-specific Clarification	✓
				<p>materials. Distribute test materials when students are seated. Make sure pre-identified documents are given to the correct students.</p> <p><b>Key Resources:</b></p> <ul style="list-style-type: none"> <li>• <a href="#">Spring 2021 Florida ACCESS for ELLs Test Administration Manual</a> <ul style="list-style-type: none"> <li>○ <b>K</b> Section 8: Kindergarten ACCESS for ELLs</li> <li>○ Section 9: ACCESS for ELLs Paper</li> <li>○ <b>A</b> Section 10: Alternate ACCESS for ELLs</li> </ul> </li> <li>• <a href="#">State-Specific Directions</a> <ul style="list-style-type: none"> <li>○ Student Planning Sheet</li> </ul> </li> </ul>	
		X	<p>Administer the test according to the following steps:</p> <ul style="list-style-type: none"> <li>• Ensure that proctors and anyone who enters your room for the purpose of monitoring the test sign the Security Log for your testing room.</li> <li>• Provide a Student Planning Sheet to students for the Writing domain, if appropriate.</li> <li>• Read the Test Administrator Script verbatim.</li> <li>• Maintain test security at all times; report security violations or invalidation concerns to the SAC.</li> </ul>	<p><b>Key Resources:</b></p> <ul style="list-style-type: none"> <li>• <a href="#">Spring 2021 Florida ACCESS for ELLs Test Administration Manual</a> <ul style="list-style-type: none"> <li>○ Section 4: Test Security <ul style="list-style-type: none"> <li>▪ Section 4.7: Test Invalidation</li> </ul> </li> <li>○ Section 6.2: During Testing</li> </ul> </li> <li>• <a href="#">State-Specific Directions</a> <ul style="list-style-type: none"> <li>○ Security Log</li> <li>○ Student Planning Sheet</li> </ul> </li> </ul>	



## During Testing

DAC	SAC	TA	Task	State-specific Clarification	✓
		X	Follow all directions provided in the manuals and scripts.	<p>Monitor and supervise students during the testing session by moving around the room. If you are administering tests to students who require accommodations, provide all permissible accommodations and ensure the accommodation(s) is gridded on the Student Response Booklet.</p> <p><b>Key Resources:</b></p> <ul style="list-style-type: none"> <li>• <a href="#">Spring 2021 Florida ACCESS for ELLs Test Administration Manual</a> <ul style="list-style-type: none"> <li>○ K Section 8: Kindergarten ACCESS for ELLs</li> <li>○ Section 9: ACCESS for ELLs Paper</li> <li>○ A Section 10: Alternate ACCESS for ELLs</li> </ul> </li> <li>• <a href="#">2021 Florida Accessibility and Accommodations Supplement</a> <ul style="list-style-type: none"> <li>○ Section 2.4: Accommodations</li> <li>○ Appendix C: Accommodation Checklists</li> </ul> </li> </ul>	
	X	X	Ensure damaged booklets with student responses are transcribed to a replacement booklet within 48 hours of testing and affix a Do Not Process label on the original booklet. The replacement booklet should have either a Pre-ID label or District/School label with applicable information completed.	<p><b>Key Resource:</b></p> <ul style="list-style-type: none"> <li>• <a href="#">Spring 2021 Florida ACCESS for ELLs Test Administration Manual</a> <ul style="list-style-type: none"> <li>○ Section 4.4: Student Response Booklet Labels</li> <li>○ Section 7.2: Preparing Materials for Return</li> </ul> </li> </ul>	
		X	Report additional test material needs to the assessment coordinator.		
X			Monitor the administration of the ACCESS for ELLs suite of assessments at each participating school and ensure that security policies and procedures are being followed. Report any security concerns to the Bureau of K-12 Assessment via FDOE ShareFile.	<p><b>Key Resource:</b></p> <ul style="list-style-type: none"> <li>• <a href="#">Spring 2021 Florida ACCESS for ELLs Test Administration Manual</a> <ul style="list-style-type: none"> <li>○ Section 4: Test Security</li> <li>○ Section 6.3: Managing Student Transfers</li> </ul> </li> <li>• <a href="#">State-Specific Directions</a> <ul style="list-style-type: none"> <li>○ Breaches of Administration Form</li> </ul> </li> </ul>	



## During Testing

DAC	SAC	TA	Task	State-specific Clarification	✓
	X		Visit each testing classroom to monitor the administration of the ACCESS for ELLs suite of assessments to ensure that security policies and procedures are being followed. Arrange for and supervise make up administrations. Be available to answer questions from TA and work with the DAC to troubleshoot any issue.	<p>Immediately report any testing irregularities or missing materials to your DAC.</p> <p><b>Key Resources:</b></p> <ul style="list-style-type: none"> <li>• <a href="#">Spring 2021 Florida ACCESS for ELLs Test Administration Manual</a> <ul style="list-style-type: none"> <li>○ Section 3.3: Make-Up Administration Policies</li> <li>○ Section 4.2: Missing Materials/Breaches of Administration Procedures</li> </ul> </li> </ul>	
X			Complete the Materials Accountability Form via WIDA AMS for schools that cannot return one or more secure materials that have a security number. In addition, a detailed report must be submitted to the Bureau of K–12 Student Assessment via FDOE ShareFile within 30 calendar days of the initiation of the investigation.	<p>The Materials Accountability Form is available throughout the testing window via WIDA AMS (<b>My Applications &gt; Materials &gt; Accountability Form</b>).</p> <p><b>Key Resources:</b></p> <ul style="list-style-type: none"> <li>• <a href="#">Spring 2021 Florida ACCESS for ELLs Test Administration Manual</a> <ul style="list-style-type: none"> <li>○ Section 4.2: Missing Materials/Breaches of Administration Procedures</li> <li>○ Section 7.3: Reporting Missing Materials</li> </ul> </li> <li>• <a href="#">WIDA AMS User Guide</a> Pages 49-51</li> </ul>	
X			Complete the Student Transfer Form in WIDA AMS, if applicable.	<p><b>Key Resources:</b></p> <ul style="list-style-type: none"> <li>• <a href="#">Spring 2021 Florida ACCESS for ELLs Test Administration Manual</a> <ul style="list-style-type: none"> <li>○ Section 6.3: Managing Student Transfers</li> </ul> </li> <li>• <a href="#">WIDA AMS User Guide</a> Pages 72-75</li> </ul>	



## During Testing

DAC	SAC	TA	Task	State-specific Clarification	✓
X			Keep track of all material requests from schools during testing and place up to three additional materials order prior to <b>March 12, 2021</b> via WIDA AMS. <b>Note:</b> Use the ACCESS for ELLs Security Checklist included in the additional materials order shipment to track the distribution of test materials to individual schools.	<p>Provide the SAC with additional test materials as necessary. If district overage is depleted, order additional test materials in WIDA AMS.</p> <p><b>Ordering Requirements:</b> All additional materials orders <b>must</b> be requested by the DAC and placed for the following school in WIDA AMS: <b><i>District-Level Additional Orders Only Site – WWW</i></b>. Do <u>not</u> place orders for individual schools. If unusually high quantities are requested, DRC may require FDOE to provide approval before processing.</p> <p><b>Key Resources:</b></p> <ul style="list-style-type: none"> <li>• <a href="#">WIDA AMS User Guide</a> Pages 49-51</li> <li>• <a href="#">Spring 2021 Florida ACCESS for ELLs Test Administration Manual</a> <ul style="list-style-type: none"> <li>○ Section 5.3: Additional Materials Ordering</li> </ul> </li> </ul>	
	X		Securely store all testing materials in between test sessions.	<p>No more than three persons should have access to the locked storage room. Secure materials should not remain in classrooms or be taken out of the building overnight.</p> <ul style="list-style-type: none"> <li>• <a href="#">Spring 2021 Florida ACCESS for ELLs Test Administration Manual</a> <ul style="list-style-type: none"> <li>○ Section 4.1: Florida Statute and State Board of Education Rules</li> </ul> </li> <li>• <a href="#">State-Specific Directions</a> <ul style="list-style-type: none"> <li>○ Test Materials Chain of Custody</li> </ul> </li> </ul>	



## After Testing

DAC	SAC	TA	Task	State-specific Clarification	✓
		X	If a large print or braille accommodated format has student responses, the TA must transcribe the student's exact responses into a standard version test booklet <b>within 48 hours of testing</b> . Affix assigned Pre-ID label or District/School label and grid the accommodation on the standard version test booklet.	<b>Key Resource:</b> <ul style="list-style-type: none"> <li>• <a href="#">Spring 2021 Florida ACCESS for ELLs Test Administration Manual</a> <ul style="list-style-type: none"> <li>○ Section 4.6: Completing Demographic Information</li> </ul> </li> <li>• <a href="#">2021 Florida Accessibility and Accommodations Supplement</a> <ul style="list-style-type: none"> <li>○ Appendix A: Transcription Guidance</li> <li>○ Appendix B: Scribe Guidance</li> </ul> </li> </ul>	
		X	Collect and account for all test materials in between test sessions. Return them to the assessment coordinator.	<p>Verify that you have collected all required administration information, including accommodations used by each student, attendance information, and seating charts (as required by your district). If applicable, ensure all accommodations and Do Not Score codes are correctly marked on the Student Response Booklet.</p> <p>Secure materials <b>must</b> be returned immediately to the SAC and placed in locked storage. Secure materials should not remain in classrooms or be taken out of the building overnight. Notify the SAC immediately if any secure test materials are missing.</p> <b>Key Resources:</b> <ul style="list-style-type: none"> <li>• <a href="#">Spring 2021 Florida ACCESS for ELLs Test Administration Manual</a> <ul style="list-style-type: none"> <li>○ Section 4: Test Security</li> <li>○ Section 7.2: Preparing Materials for Return</li> </ul> </li> </ul>	
X	X	X	Watch the <a href="#">After Testing tutorial</a> .	<p><b>Note to TA:</b> Only required if administering ACCESS for ELLs Paper (Grades 1-12). Confirm return shipping method with the assessment coordinator.</p> <b>Key Resource:</b> <ul style="list-style-type: none"> <li>• <a href="#">Spring 2021 Florida ACCESS for ELLs Test Administration Manual</a> <ul style="list-style-type: none"> <li>○ Section 7.5: Return Shipment Methods</li> </ul> </li> </ul>	



## After Testing

DAC	SAC	TA	Task	State-specific Clarification	✓
	X		Collect test materials from TAs once testing is completed at each testing site. Track students' completion of the assessment and schedule makeup sessions, as needed.	<p>Verify that all distributed secure materials have been returned by the TAs.</p> <ul style="list-style-type: none"> <li>Confirm that only a #2 pencil was used on the test materials.</li> <li>Ensure USED Student Response Booklets are labeled with a Pre-ID label or District/School label. <ul style="list-style-type: none"> <li>If a <b>Pre-ID label</b> is affixed to a Student Response Booklet, the date of testing must be completed.</li> <li>If a <b>District/School label</b> is affixed to a Student Response Booklet, demographic information must be completed on the front and back of the Student Response Booklet</li> </ul> </li> <li>Ensure all accommodations and Do Not Score codes are correctly marked on the Student Response Booklet, if applicable.</li> <li>Inspect Student Response Booklets for stray marks <b>ONLY</b> on student demographic pages, and, if applicable, remove any stray planning sheets. <ul style="list-style-type: none"> <li>USED Planning Sheets <b>must</b> be destroyed locally in a secure manner.</li> </ul> </li> <li>Make copies of all collected required administration information, seating charts, and Security Logs, and file the copies.</li> </ul> <p>If, after a thorough investigation, a secure document is not found, the SAC must inform the DAC immediately.</p> <p><b>Key Resource:</b></p> <ul style="list-style-type: none"> <li><a href="#">Spring 2021 Florida ACCESS for ELLs Test Administration Manual</a> <ul style="list-style-type: none"> <li>Section 4: Test Security</li> <li>Section 6.4: Monitoring Test Completion at the End of the Testing Window</li> </ul> </li> </ul>	



## After Testing

DAC	SAC	TA	Task	State-specific Clarification	✓
X			Identify a date that school test materials must be returned to the district office. All test materials must be returned to DRC by <b>March 26, 2021</b> .	<p>Inform SACs whether non-secure materials are returned to the district office, retained at the school, or destroyed in a secure manner.</p> <p><b>Key Resource:</b></p> <ul style="list-style-type: none"> <li>• <a href="#">Spring 2021 Florida ACCESS for ELLs Test Administration Manual</a> <ul style="list-style-type: none"> <li>○ Section 7: Returning Materials (After Testing)</li> </ul> </li> </ul>	
	X		Organize test materials and return them to the DAC as directed. <b>Note:</b> All materials (used and unused student response booklets, CDs, and Alternate ACCESS) can be placed in any box.	<p>Review the Return Materials Kit provided in the last box of the initial materials shipment.</p> <p><i>Discuss with your DAC to determine the date secure materials must be returned to the district office.</i> In addition, complete applicable information regarding the return of materials on the Test Materials Chain of Custody Form. Furthermore, confirm whether non-secure materials should be returned, retained at the school, or destroyed in a secure manner.</p> <p><b>Key Resources:</b></p> <ul style="list-style-type: none"> <li>• <a href="#">Spring 2021 Florida ACCESS for ELLs Test Administration Manual</a> <ul style="list-style-type: none"> <li>○ Section 7: Returning Materials (After Testing)</li> </ul> </li> <li>• <a href="#">State-Specific Directions</a> <ul style="list-style-type: none"> <li>○ Test Materials Chain of Custody Form</li> </ul> </li> </ul>	



## After Testing

DAC	SAC	TA	Task	State-specific Clarification	✓
X			<p>Collect test materials from SAC(s) once testing is completed at each testing site. Return test materials to DRC by <b>March 26, 2021</b>.</p> <p><b>Shipping Label Requirements:</b></p> <ul style="list-style-type: none"> <li>If returning materials via UPS, each box <b>must</b> have a DRC Return Shipping Label and pre-paid UPS Return Shipping Label affixed.</li> <li>If returning via King Solutions, only the DRC Return Shipping Label <b>must</b> be affixed to each box.</li> </ul>	<p>If there is a discrepancy in the number of boxes, contact the SAC to reconcile the count before scheduling a materials pick-up through UPS or King Solutions.</p> <p><b>Key Resource:</b></p> <ul style="list-style-type: none"> <li><a href="#">Spring 2021 Florida ACCESS for ELLs Test Administration Manual</a> <ul style="list-style-type: none"> <li>Section 6.4: Monitoring Test Completion at the End of the Testing Window</li> <li>Section 7: Returning Materials (After Testing)</li> </ul> </li> </ul>	
X			<p>Complete the Materials Accountability Form via WIDA AMS for schools that cannot return one or more secure materials. Add the security barcode and reason in the note section for each material not being returned from the school site.</p> <p><b>Note:</b> Test materials that become soiled with bodily fluids must be securely destroyed. Document the secure destruction in WIDA AMS.</p>	<p>The Materials Accountability form is available throughout the testing window. Please note that a detailed report must also be submitted to the Bureau of K–12 Student Assessment within 30 calendar days of the initiation of the investigation via FDOE ShareFile.</p> <p><b>Key Resources:</b></p> <ul style="list-style-type: none"> <li><a href="#">WIDA AMS User Guide</a> Pages 52-53</li> <li><a href="#">Spring 2021 Florida ACCESS for ELLs Test Administration Manual</a> <ul style="list-style-type: none"> <li>Section 7.3: Reporting Missing Materials</li> </ul> </li> </ul>	
X			Complete data validation process.	Data validation is <b>not</b> completed in WIDA AMS. DACs will be notified when the pre-reporting data validation file is available for review via FDOE ShareFile.	
X	X		Watch the <a href="#">Accessing Score Reports tutorial</a> .	<p><b>Note to DAC:</b> It is a district's decision on whether SACs have the capability to view/download score reports from WIDA AMS for the current and previous administrations of ACCESS for ELLs suite of assessments.</p> <p><b>Key Resource:</b></p> <ul style="list-style-type: none"> <li><a href="#">WIDA AMS User Guide</a> Pages 136-139</li> </ul>	





### After Testing

DAC	SAC	TA	Task	State-specific Clarification	✓
X	X	X	Review the resources available to assist educators with score interpretation.	<b>Key Resources:</b> <ul style="list-style-type: none"> <li>• <a href="#">Interpretive Guide for ACCESS for ELLs Score Reports</a></li> <li>• <a href="#">Interpretive Guide for Alternate ACCESS for ELLs Score Reports</a></li> </ul>	
X			Review and distribute score reports to designated sites/staff.	Score reporting takes place after materials have been returned. Notification will be provided to DACs when score reports are available for the Spring 2021 ACCESS for ELLs administration.	
X	X		Communicate with students' parents/family members about ACCESS for ELLs test results.	Visit WIDA's <a href="#">Family Engagement</a> page to find resources to help explain to families of multilingual learners key concepts, terms, and processes related to language testing. Resources include parent-friendly guides, flyers, and videos.	