

SECTION 4

COMPREHENSIVE PROGRAM REQUIREMENTS AND STUDENT INSTRUCTION

In this section, you will find information on the following:

- ESOL Program Delivery Models
- Instructional Approaches (Sheltered Instruction, Basic Mainstream Instruction, Dual Language Program)
- Instructional Support
- Instructional Model Codes
- ESOL Program Instructional Delivery Chart(s)
- ESOL Weighted FTE Funding
- Implementation of the K-12 Comprehensive Reading Plan
- Comprehensible Instruction
- WIDA
- ESOL Instructional Strategies
- Lesson Plans
- Accommodations
- ESOL Instructional Materials
- ELL Grading and Best Practices
- Considerations
- Instruction & Assessment
- Grading Guidelines
- Parent Communication
- Promotion & Retention of ELLs
- Response to Intervention
- Frequently Asked Questions

ESOL Program Delivery Models

Broward County Public Schools offers English Language Learner's instructional services through the following types of instructional delivery models:

- **ESOL Sheltered-Instruction**
- **Basic Mainstream Instruction**
- **Dual Language**

These instructional delivery models, the instruction provided to ELLs must be equal in amount, scope, sequence and quality to the instruction provided to non-ELLs at the same grade level. Instruction is supported through the use of ESOL instructional strategies. In addition, the curriculum, textbooks and other instructional materials used by ELLs must be comparable to those used by their non-ELL counterparts.

Instructional Approaches

The META Consent Decree (1990) does not prescribe any particular instructional approach or model as the principal vehicle for instruction. However, the Consent Decree does require that understandable instruction must always be provided. The instruction must be comprehensible, equal and comparable in amount, scope, sequence and quality to that provided to English proficient students.

These types of instructional delivery models are implemented through the following placement options:

1. Sheltered Instruction

Sheltered Instruction (K-12) refers to the instructional delivery where only ELLs from different language backgrounds are grouped together to receive instruction in content subject classes, such as Science, Social Studies, Math and English/Language Arts by highly qualified teachers.

Students are "sheltered" in the sense that they do not compete with fluent speakers of English. Teachers adjust the level of instruction to ensure that students understand the grade level curriculum. This type of instruction enables ELLs to become proficient in English and facilitates the acquisition of academic language necessary to succeed in content area classrooms.

Delivery models will vary by grade levels. In grades K-5, students are clustered by grade level and instruction is differentiated by language proficiency in a sheltered (self-contained) classroom. In grades 6-8, students are clustered by grade level and sheltered instruction is differentiated by English language proficiency. In grades 9-12, students are clustered by sheltered instruction (content area) classes and instruction is differentiated by English language proficiency.

Sheltered Instruction - Elementary

In schools with ESOL sheltered classes, ELLs (A1-B1, or English Proficiency Level 1-2) are grouped by grade levels and receive comprehensible instruction from teachers in the area of Language Arts through ESOL and in all subject areas. Bilingual teachers or paraprofessionals provide native language support. Students are mainstreamed for electives such as art, music, and physical education (see page 6).

Sheltered Instruction - Middle

In schools with ESOL sheltered classes, ELLs must receive instruction in *Language Arts through ESOL I, II and III*. *M/J Developmental Language Arts ESOL-Reading* is an elective course, in lieu of Intensive Reading, which could be used multiple times and provides ELLs with additional listening/speaking/reading and writing skills.

Other subject area instruction may be provided in a sheltered setting by a bilingual teacher providing native language support and/or with the assistance of a bilingual paraprofessional. Students must be mainstreamed in classes such as art, music, and physical education (see page 7 and 8).

Sheltered Instruction - High

In schools with ESOL sheltered classes, ELLs must take *English through ESOL I, II, III and IV* courses to meet graduation requirements for English. These courses also meet Florida Academic Scholars Program requirements for language arts and provide students with appropriate composition and literature instruction.

Developmental Language Arts ESOL-Reading is an elective course, in lieu of Intensive Reading, which can be taken multiple times and provides ELLs with additional listening/speaking/reading and writing skills.

Other subject area instruction may be provided in a sheltered setting by a bilingual teacher using native language support and/or with the assistance of a bilingual paraprofessional. Students must be mainstreamed in classes such as art, music, and physical education (see page 7 and 8).

2. Basic Mainstream Instruction

Basic Mainstream Instruction (K-12) is implemented in schools with an insufficient ELL enrollment to provide sheltered instruction. In this model, ELLs receive instruction with ESOL strategies in classrooms with non-ELLs. This model requires careful planning and ongoing support from a highly qualified teacher, to ensure that the needs of the ELLs and non-ELLs are met simultaneously and equitably. Implementation of this model will vary for the grade levels. Schools should cluster students strategically in order to maximize instruction and resources available.

Basic Mainstream Instruction - Elementary, Middle, and High School

In schools that do not offer sheltered ESOL classes, ELLs must receive instruction through the basic mainstream.

Basic mainstream, using ESOL strategies, is one of the delivery models that ensure comprehensible instruction for ELLs. School site administrators are responsible for monitoring the implementation of ESOL strategies by the classroom teacher. Evidence can be observed during classroom visits, through lesson plans, through use of materials and audio-visuals, and through grade book notations. All teachers of ELLs **MUST** document the ESOL strategies used for each lesson in their plan book.

Students are scheduled in academic courses based on their previous schooling as documented by their school records/transcripts and programmatic assessments. In addition, teachers evaluate students' content area knowledge on an ongoing basis and recommend appropriate class placement. These also include honors, advanced placement, and dual enrollment courses. Guidance department staff provides ELLs with information on courses needed based on their post-secondary career plans.

Clustering is:

- Developing consistent school-wide guidelines for student placement (according to language classification and proficiency as well as academic needs) in order to strengthen instructional services.
- School staff must understand the rationale and guidelines for student placement in order for new students to be placed appropriately.

Benefits of Clustering:

For Students:

- Equal access to all instructional resources
- Additional instructional time and support provided by school staff
- Additional bilingual support provided by bilingual paraprofessional/teacher
- Social and emotional support from peers who are, themselves, learning English
- Instruction provided by a mainstream teacher trained to work with ELLs
- Access to additional materials that are appropriate for ELLs (manipulatives, visual supports, range of leveled books, etc.)
- Improved differentiation of instruction; it is harder to overlook a large group of students when planning for instruction

For Teachers:

- Increased opportunities to collaborate with and learn from other teachers
- More professional development opportunities
- Opportunities to work in small groups for focusing instruction
- Access to supplementary materials for differentiating instruction

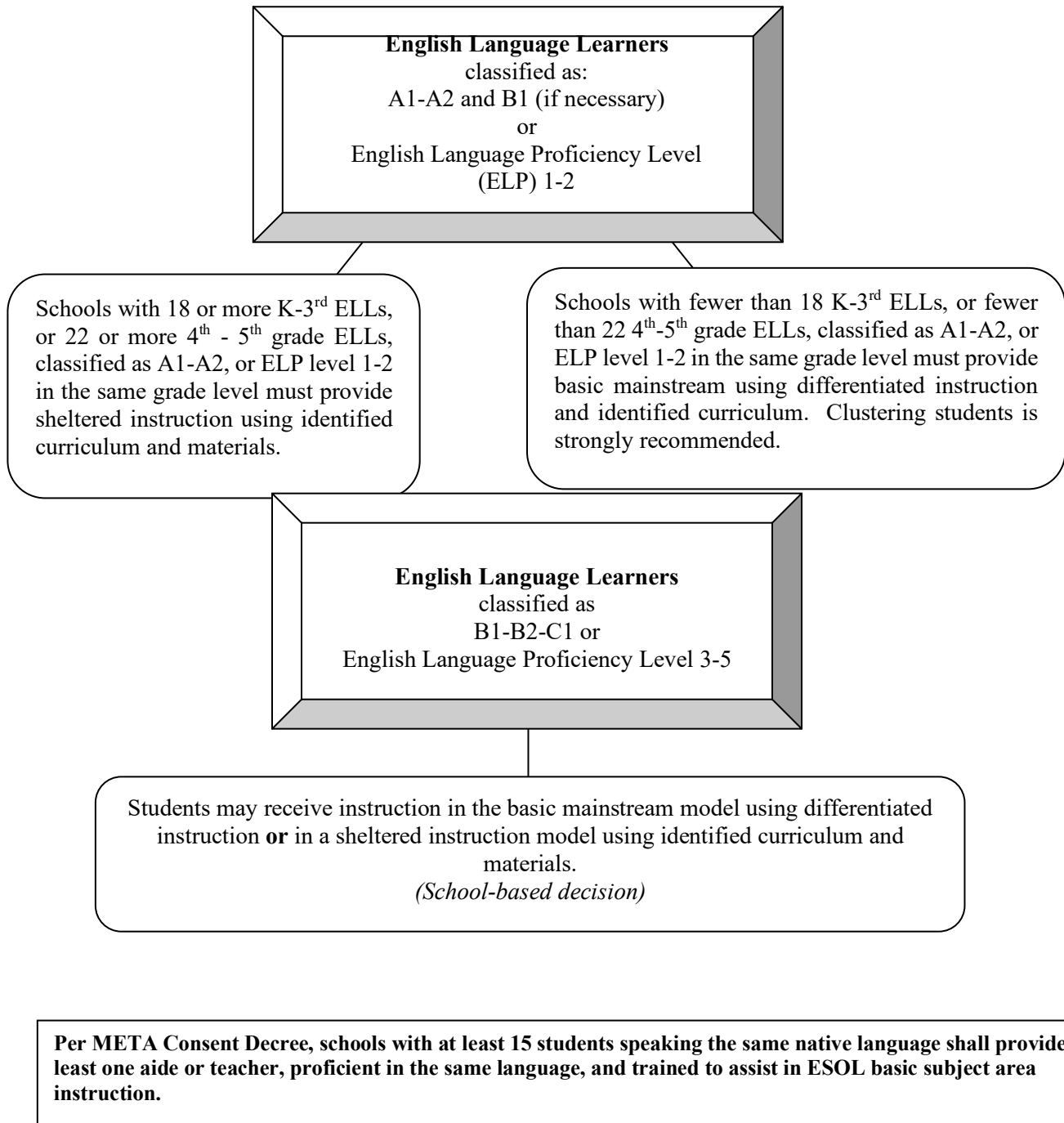
3. Dual Language:

- An educational approach in which students learn two languages in an instructional setting that integrates subject content presented in English and a target language.
- The goal of the program is to provide the opportunity to become fully bilingual by learning listening, speaking, reading and writing skills in English and a target language and develop an appreciation for different cultures.

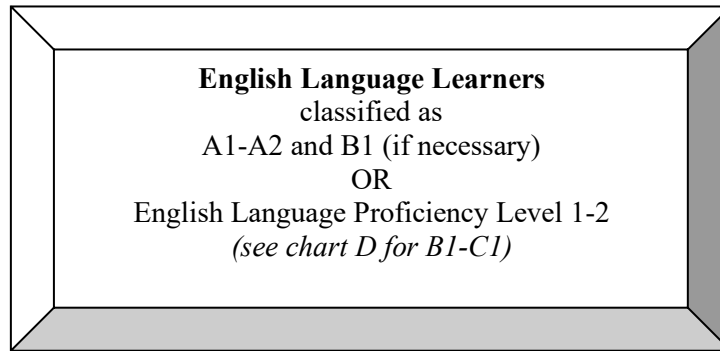
Regardless of which instructional approach is implemented, ELLs must receive course or grade level curriculum, which is aligned with the appropriate benchmarks in the Florida Standards and/or NGSSS, to the course descriptions, and to the WIDA English Language Development (ELD) Standards.

Textbooks and other instructional materials used with ELLs must be the same or comparable to those used with non-ELLs in the same grade.

Elementary School ESOL Program *Chart A*



Middle School ESOL Program *Chart B*



Middle Schools with 22 or more ELLs, classified as A1-A2, or ELP level 1-2 in the same grade level, must provide **M/J Language Arts through ESOL 1-3** using identified curriculum and materials.

Middle Schools with fewer than 22 ELLs, classified as A1-A2, or ELP level 1-2 in the same grade level, must provide **M/J Language Arts 1-3** in the basic mainstream using differentiated instruction and identified curriculum. Clustering students is strongly recommended.

Schools with 22 or more ELLs who meet the criteria of A1-A2 language classification or ELP level 1-2 must receive **Intensive Reading** through **M/J Developmental Language Arts ESOL-Reading** using identified curriculum and materials. Class size should be limited to 22 students per section. Grade levels can be combined.

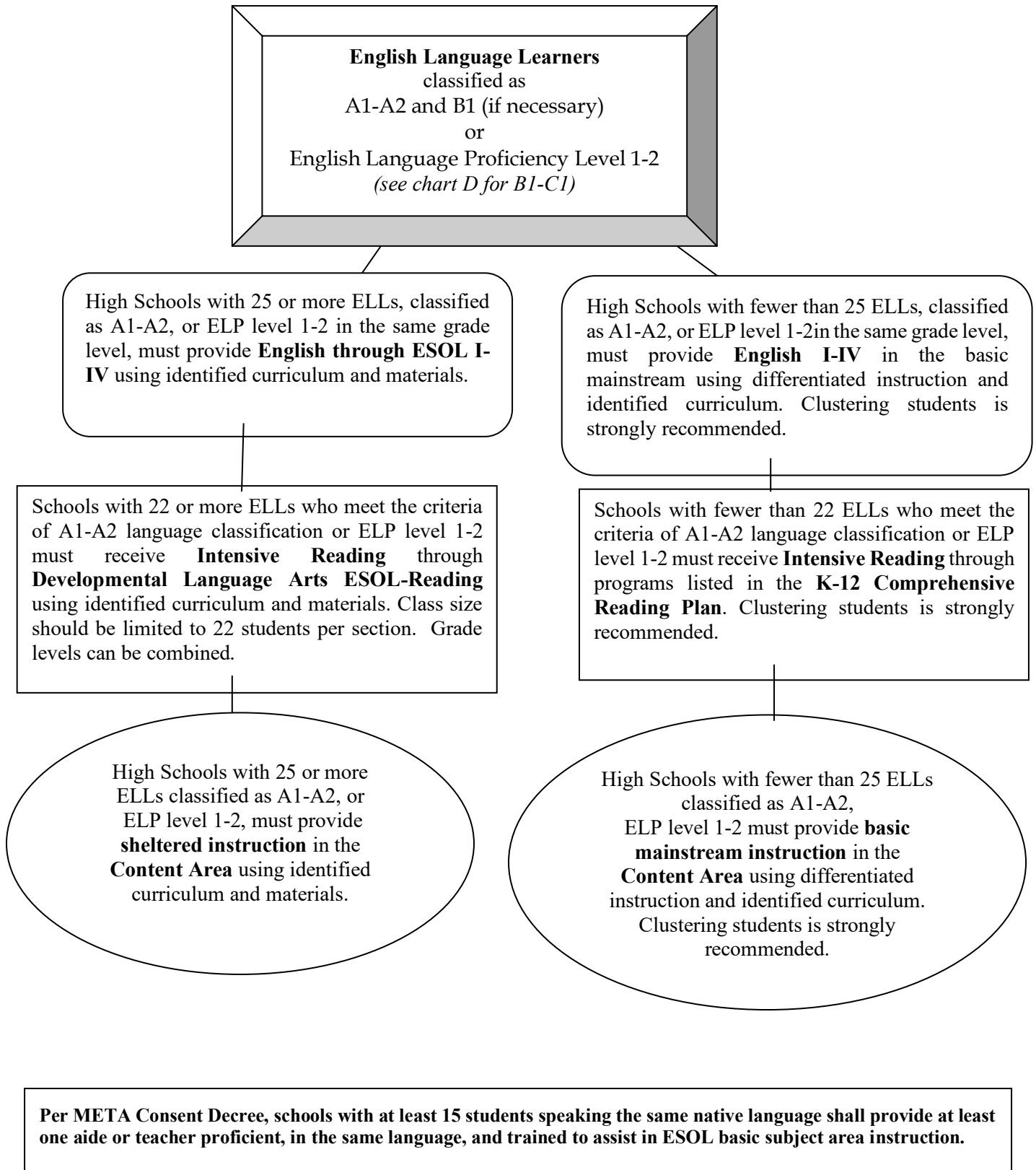
Schools with fewer than 22 ELLs who meet the criteria of A1-A2 language classification or ELP level 1-2 must receive **Intensive Reading** through programs listed in the **K-12 Comprehensive Reading Plan**. Clustering students is strongly recommended.

Middle Schools with 22 or more ELLs classified as A1-A2, or ELP level 1-2 must provide **sheltered instruction** in the **Content Area** using identified curriculum and materials.

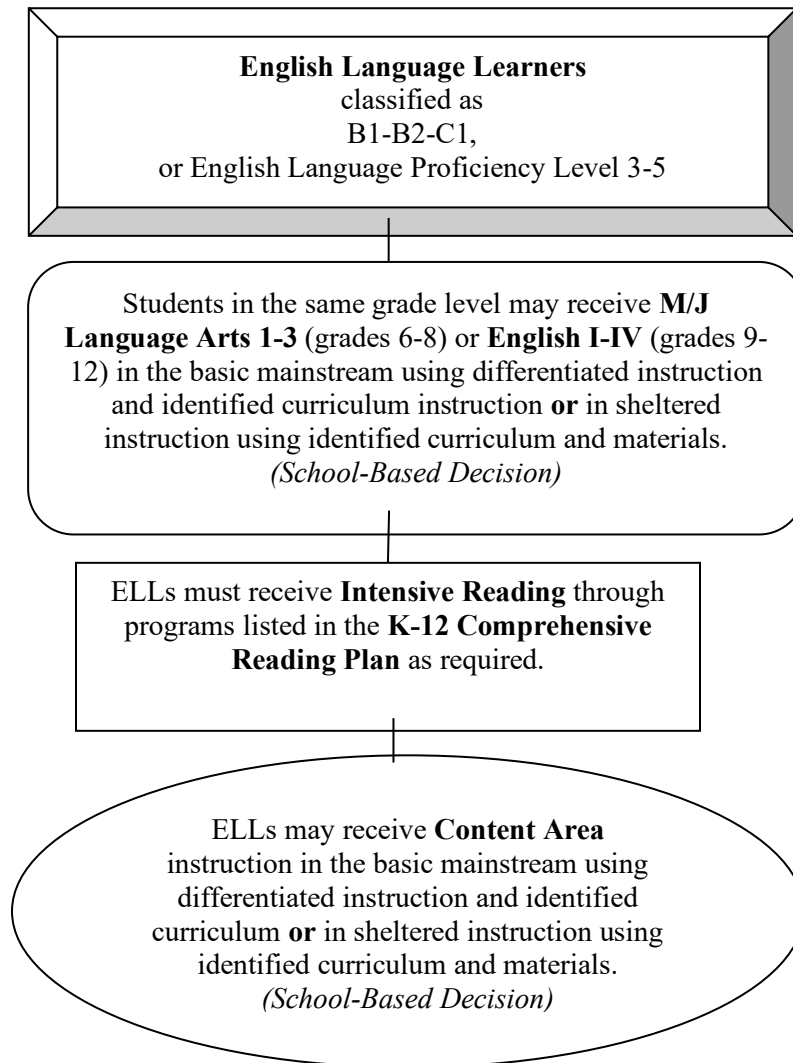
Middle Schools with fewer than 22 ELLs classified as A1-A2, or ELP level 1-2 must provide **basic mainstream instruction** in the **Content Area** using differentiated instruction and identified curriculum. Clustering students is strongly recommended.

Per META Consent Decree, schools with at least 15 students speaking the same native language shall provide at least one aide or teacher proficient, in the same language, and trained to assist in ESOL basic subject area instruction.

High School ESOL Program *Chart C*



Middle School & High School ESOL Program *Chart D*



Per META Consent Decree, schools with at least 15 students speaking the same native language shall provide at least one aide or teacher proficient, in the same language, and trained to assist in ESOL basic subject area instruction.

Instructional Support

As per Section IV of the *META Consent Decree*, ELLs in ESOL basic subject area classrooms shall have access to an aide or teacher, proficient in their languages, in addition to a trained ESOL subject area teacher, when the school has at least 15 students speaking the same native language. These aides or teachers are trained to assist in ESOL basic subject area instruction.

Home Language Assistance

Principals or their designees should monitor the number of students by language background in their schools using demographic information from the State Database (TERMS) A03 panel.

When fifteen or more students of the same language background are identified in the school, the principal or designee **must** ensure a teacher or paraprofessional proficient in that language is **dedicated and available** to assist ELLs in the classroom (*LULAC et al vs. School Board of Education Consent Decree*).

Teachers who are bilingual and trained in the use of ESOL strategies should deliver instruction in English and provide assistance in the student's native language as needed.

Bilingual paraprofessionals should assist students through the use of the following:

- Working in small groups
- Translating information
- Interpreting test questions and homework assignments as appropriate
- Helping students comprehend textbooks and other written materials

Schools with large populations of ELLs should also provide home language assistance through other bilingual school personnel, including registrars, clerks, guidance counselors, ESOL Program staff, and other school support staff.

In addition, schools **must** provide bilingual dictionaries or glossaries and may provide resource materials in students' home languages such as computer software, videos, audiotapes, and library books to facilitate content area knowledge development while English is being learned. These resources may be placed in the school's media center. For a suggested list of bilingual dictionaries, visit our department website at <http://esol.browardschools.com>.

Instructional Model Codes

The courses (listed in the Course Code Directory) and the instructional strategy codes and course flags must be used to document appropriate services provided to ELLs.

The instructional model code indicates the type of instruction an ELL receives in each course (language arts, math, science, social studies, and computer literacy). This code must be entered in the data element of the Student Course Schedule Format (A10 Schedule Detail).

The following chart describes the instructional model codes that must be used, based on the ELL code of the student to provide ELLs comprehensible instruction.

ELL Status Code A03 Panel	Instructional Codes (flags) A10 Detail	Instructional Model and Courses
(TERMS)	(TERMS)	
LA	Z	
LF	Z	
LZ	Z	
LY	E	Sheltered (Self-Contained) English
LY	S	Sheltered (Self-Contained) Core/Basic Subject Areas
LY	I	Mainstream (Inclusion) English
LY	C	Mainstream (Inclusion) Core Basic Subject Areas
LY	T	Dual Language
ZZ	Z	

Instructional model codes for LY students **MUST** be provided for each eligible weighted FTE course the student is enrolled in and reported under the student course schedule format, regardless of funding source or program placement.

ESOL Program Instructional Delivery Chart

The required elements for ESOL sheltered classes and Basic Program using ESOL strategies are presented in the following chart.

SUGGESTED ELEMENTS FOR INSTRUCTIONAL DELIVERY IMPLEMENTATION

ESOL Sheltered CLASSES	BASIC PROGRAM USING ESOL STRATEGIES
Sufficient ELL enrollment	Insufficient ELL enrollment to provide self-contained classes
Teacher selection is based on ESOL endorsement, experience, sensitivity to ELLs needs, and willingness to make content comprehensible.	Teacher selection is based on ESOL endorsement, experience, sensitivity to ELLs needs, and willingness to make content comprehensible.
Consideration of ELLs language classifications (A1 - B1; 1- 2) and language and academic needs.	Consideration of ELLs language classifications (A1 - C1; 1- 4) and language and academic needs.
Consideration of ELLs educational background (literate vs. pre-literate) for program placement	Consideration of ELLs educational background (literate vs. pre-literate) for program placement.
Utilization of the following materials: <ul style="list-style-type: none">• Grade Level State/District adopted materials• District-recommended supplementary ESOL materials• State adopted Language Arts ESOL textbooks• Content area textbooks in the student's native language.• Implementation of ESOL Strategies	Utilization of the following materials: <ul style="list-style-type: none">• Grade Level State/District adopted materials• District-recommended supplementary ESOL materials• Implementation of ESOL Strategies
As per the META Consent Decree, schools with at least 15 students speaking the same native language shall provide at least one aide or teacher proficient in the same language, who is dedicated and available, to assist in ESOL basic subject area instruction.	
School counselors who provide individual and group counseling to meet the students' affective needs	
Grade and age - appropriate curriculum	
Equal access to all categorical/educational programs e.g., Title I, DOP, ESE, Gifted, Magnet, Dual Enrollment, etc.)	
WIDA's English Language Development (ELD) Standards link English language learning with academic content standards and social contexts associated with language acquisition. Each of the ELD standards encompasses the four language domains (listening, speaking, reading, and writing) that define how language is processed, understood, produced, and used by ELLs.	

ESOL Weighted FTE Funding

The FEFP Program number for English for Speakers of Other Languages (ESOL) KG-12 is 130. Section 1003.56, F.S., only permits ESOL weighted FTE funding in Basic ESOL (Language Arts/English) using ESOL strategies, ESOL electives, and ESOL or home language instruction in math, science, social studies, and computer literacy.

Implementation of the K-12 Comprehensive Reading Plan

In compliance with the policy and guidance developed by the Just Read, Florida! Office for district implementation of the Florida Education Finance Program (FEFP) Reading Allocation, the district has developed a Comprehensive Reading Plan for all students in grades K-12. This plan addresses the requirement for students who are reading below grade level or who score under the 50th percentile on the FSA Assessment in Reading. As required by Section 1003.56, F.S., ELLs are to be provided with comprehensible instruction that is equal in amount, sequence and scope as that provided to non-ELLs. Therefore, the following guidelines should guide schools in determining the appropriate placement for ELLs not reading on grade level in English.

ELLs in **elementary grades** who are two or more instructional levels below grade level must receive additional support in addition to grade-level instruction in Reading/Language Arts. This instruction will incorporate a language development focus, including instruction in the acquisition of listening, speaking, reading and writing in English.

Developmental Language Arts ESOL-Reading (6-12) is a course designed for ELLs who are non-English speaking and/or at the beginning level of English language proficiency. Listening, speaking, reading, and writing are made comprehensible through instruction in English using strategies and techniques appropriate to their level of English proficiency and reading ability. English language development is strongly emphasized and incorporated into reading and writing instruction. Literacy programs that provide instructional support of oral language development in English, aligned with high-quality literacy instruction are the most successful. This course is in lieu of intensive reading; therefore, it must follow guidelines set forth in the district K-12 Comprehensive Reading Plan. The Middle and High School Placement Charts in the K-12 Comprehensive Reading Plan are very specific as to the time that students must be enrolled in Intensive Reading courses.

Middle School Example	M/J Developmental Language Arts ESOL-Reading Course Number: 1002181
High School Example	Developmental Language Arts ESOL-Reading Course Number: 1002381

Equal Access to All Areas and Instructional Levels

The school principal and guidance department staff take appropriate steps in the placement of ELLs into the core academic subjects. In cooperation with the faculty, they verify the student's level of learning in each of the grade level appropriate courses. In order to assure appropriate grade level placement for ELLs, schools must utilize results from testing, parent guardian and student interviews, review records, as well as programmatic assessment as part of their verification process. District ESOL Administrators and ESOL Instructional Facilitators assist schools in ensuring that ELLs are appropriately assigned to grade and class level, with special attention to the placement of ELLs in honors, college preparatory, and advanced placement courses.

Program goals and objectives for ELLs in the basic subject areas of social studies, science, mathematics, and computer literacy are the same as the program, goals and objectives for all students. They must meet the Florida Standards, NGSS and the WIDA ELD standards established by the Florida Department of Education. The content of the curriculum for ELLs in each of the basic subject areas is the same in scope, sequence and quality as the instruction provided to non-ELLs. Instructional delivery, not content, is modified to meet the needs of ELLs.

Comprehensible Instruction

In accordance with Florida law, ELLs are entitled to comprehensible instruction through a curriculum that is equal in scope and sequence to the curriculum provided to non-ELLs. The method of program delivery, whether as an ESOL Sheltered or Basic Mainstream, or in a Dual Language instructional setting, provides comprehensible instruction to ELLs through the use of ESOL instructional strategies, appropriate supplemental materials, and native language assistance from bilingual teachers and/or paraprofessionals.

The following are some of the approaches used to ensure that comprehensible instruction is provided for the ELLs:

- teacher/paraprofessional-student interaction is in both languages when possible;
- the curriculum is structured so that prior knowledge is considered;
- methods and materials used in the program reflect second language acquisition strategies and needs;
- all subject matter is introduced in English, using ESOL instructional strategies, in a way that can be understood by the ELL; bilingual dictionaries are used to support instruction.

It is the responsibility of the teacher to provide comprehensible instruction in order for the students to understand the content.

WIDA

According to WIDA...

“WIDA advances academic language development and academic achievement for children and youth who are culturally and linguistically diverse through high quality standards, assessments, research, and professional learning for educators.”

WIDA Can Do Philosophy is based on researched guided principles for English language development. One of the components of this framework is the Can Do Descriptors. The descriptors are an instructional resource for the teachers and can be applied to all the ELD standards. They highlight and identify what a student Can Do at each proficiency level in each of the four language domains. Teachers are able to craft and build their instruction scaffolding from one language proficiency level to the next.

WIDA CAN DO Descriptors can be found on the Bilingual/ESOL Department Canvas course at <https://browardschools.instructure.com/courses/598658>.

ESOL Instructional Strategies

ESOL instructional strategies are crucial to the development of academic and oral language skills of ELLs. Through the use of these strategies instruction is made comprehensible, providing students with cognitive practice to improve processing and production of the content material. The teacher of ELLs uses a variety of symbolic and concrete referents to illustrate meaning.

Students performing at the entering level of English language proficiency require learning activities that are higher in context and lower in cognitive demand. Providing contextual support through the use of realia, visuals, hands-on activities, lab experiments, academic games and technology is needed, not only to instruct the students, but also to assess and monitor their progress.

As the students acquire more academic language, the instruction should include the various levels of complexity (Webb’s Depth of Knowledge) to meet the levels of cognitive demands required by the Florida Standards and the WIDA ELD standards. The learning activities should require “higher” cognitive skills and less contextual support until finally the ELL is able to master activities that are abstract in nature without contextual support. Mastering this kind of “academic language” is much more difficult than mastering “conversational language” and it takes much longer. The instruction provided to the student is made comprehensible by the use of ESOL strategies, the Can Do Descriptors, and supplemental materials and bilingual assistance. This will facilitate accurate and fair grading of student progress.

In addition to adjusting the instruction according to the student’s English language proficiency level, teachers must also be aware of the student’s prior knowledge of the topic being taught.

Emergent ELLs with formal academic instruction and in the beginning stages of language acquisition, have the ability to transfer the cognitive skills acquired in the home language. Teachers must provide ample opportunities to develop oral language through comprehensible instruction.

Emergent ELLs with **little or no previous schooling in their native language**, and without prior knowledge of the topic being taught, face additional challenges. Teachers will need to instruct these students with strategies that are high in contextual support and build the necessary background knowledge.

In order to assist teachers with the required documentation of ESOL Instructional Strategies, the Bilingual/ESOL Department, in a joint effort with the Broward County Teachers Union, has developed an ESOL Instructional Strategies Matrix and Addendum to assist in this documentation. These instruments have been approved by the Bureau of Student Achievement through Language Acquisition (SALA) of the Florida Department of Education and are aligned to Marzano's High Yield Strategies.

Note: SALA states that having the list of ESOL instructional strategies in the plan book is not sufficient documentation. For example, if a teacher is using Total Physical Response (TPR) as a strategy, the corresponding code(G23) must be documented in the teacher's plan book **for that lesson**.

Lesson Plans

Teachers must plan lessons that incorporate language development by:

- offering many opportunities for students to listen, speak, read and write;
- using cooperative learning activities;
- creating an environment where students are engaged in meaningful, comprehensive, and comprehensible language activities;
- aligning the lessons with Florida Standards and documenting benchmarks as required by the state;
- focusing on critical thinking and problem-solving skills; Providing opportunities for students to move through the various levels of complexity, found in Webb's Depth of Knowledge.
- providing opportunities for active participation in the learning process

Teachers must document the implementation of ESOL instructional strategies for each lesson in the plan book by using the appropriate codes from the ESOL Instructional Strategies Matrix

Accommodations

The following accommodations offered to ELLs during instruction and assessments are part of the ESOL Instructional Strategies Matrix:

- A-1 Heritage Dictionaries
- A-2 Heritage Language (L1) Support
- A-3 Flexible Scheduling
- A-4 Flexible Setting
- A-5 Flexible Timing

ELLevation: Assigning Accommodations

Accommodations must be assigned to each student in ELLevation. As previously stated accommodations are customized to each student. Below are the directions for assigning Accommodations. Refer to Section 12 of the ESOL Handbook for specific directions on assigning accommodations for ELLs.

These accommodations must be used during regular classroom instruction throughout the year as appropriate to ELLs needs.

ESOL Instructional Materials

The ESOL Program develops ELLs' English language skills while maintaining the students' academic progress in content area instruction. Content area teachers employ a variety of teaching strategies identified for second language learners to convey skills and concepts to ELLs. Teachers use appropriate materials to make the essential content information understandable to ELLs and differentiate instruction to meet their needs. Teachers must ensure that students in sheltered ESOL content classes receive instruction that is comparable in amount, scope, sequence and quality to the instruction received by non-ELLs. This is accomplished by following the curricula frameworks and standards for their subject areas. Schools are responsible for ordering ESOL and content area materials for ELLs.

ELL Grading Best Practices

Grading ELLs can take some adjustment because teachers must separate the students' content area knowledge from their knowledge of English. Therefore, teachers should assess what students know and can do rather than their ability to express themselves in English.

Considerations

When grading and reporting the progress of ELLs, teachers must consider the student's English language proficiency level, which might affect his or her ability to communicate content knowledge. Also, the student's previous educational background, including native language literacy level may impact current performance. Please refer to each

individual student's ELL Folder for more information about his/her prior academic experience.

Instruction and Assessment

The *Florida META Consent Decree* requires that teachers provide comprehensible instruction to ELLs.

Florida's state board of education adopted WIDA English language proficiency standards to guide the instruction of English-language learners on June 2014. In addition, WIDA's English-language-proficiency assessment (ACCESS for ELLs) is administered during the spring to monitor English language proficiency.

Since 2003, the WIDA Consortium has been designing language development standards to provide support for both students and teachers. The WIDA standards framework incorporates multiple theories and approaches in an effort to describe language use in academic contexts. The focus is on the language that language learners must acquire and negotiate to participate successfully in school. Local and national experts were consulted to ensure consistency with linguistic and educational theories and to comply with Federal legislation.

The ESOL Instructional Strategies Matrix also offers a plethora of strategies to support school-based personnel in this endeavor. To accurately measure ELLs' academic progress, a variety of assessments should be considered in lieu of the more traditional language-based assessments used with non-ELLs. The table below includes common alternative assessments, as well as ways to adapt assessment format and delivery according to students' language proficiency. Statewide testing accommodations are also included.

<i>Recommended ESOL Assessment Practices</i>		
Alternative Assessments	Adaptations	Accommodations
<ul style="list-style-type: none"> • Checklist • Cloze Test • Labeling • Observation • Oral Assessment • Oral Presentation • Portfolio • Response Cards • Rubric • Self/Peer Assessment • Sentence Frames • Visual Representation 	<ul style="list-style-type: none"> • Choose key/main ideas for assessment • Modify question stems and formats based on language proficiency • Provide context-embedded text • Read test questions aloud • Simplify directions • Supply word banks for tests 	<ul style="list-style-type: none"> • Flexible Scheduling • Flexible Setting • Flexible Timing • Heritage Dictionary • Heritage Language (L1) Support

Grading Guidelines

Teachers must explain grading criteria and expectations to ELLs and provide them with samples of quality student work, as well as non-examples. Grading should be a combination of process and product for all students. Grades should reflect a variety of performance-based tasks, such as participation, projects, portfolios, and oral explanations. Teachers should recognize students for their success, effort, and progress toward meeting learning objectives, which are as equally legitimate and relevant part of the criteria for grading.

Because classroom assessment should be authentic and ongoing, teachers should incorporate both formative and summative assessments in order to monitor academic progress and plan for instruction. The grading of ELLs must be based on the knowledge and skills that the students are able to demonstrate when the teacher implements the appropriate curriculum, materials, adaptations, and instructional strategies. For more information about teaching and assessing ELLs, please visit <http://esol.browardschools.com> to access the ESOL Instructional Strategies Matrix and Addendum.

Parent Communication

It is important for school personnel to explain grading criteria and expectations to parents of ELLs. Parents must be informed that grading reflects their child's academic achievement, based on his or her language proficiency, through curriculum accommodations and the used of ESOL instructional strategies. This must be documented on report cards, interim reports, and/or parent conference forms. Parents of ELLs must be informed in a timely manner when their child is not performing/achieving according to standardized grade level assessments. For more information regarding promotion or retention of ELLs, refer to School Board *Policy 6000.1*.

Promotion and Retention of ELLs

The School Board of Broward County has revised Policy 6000.1 Student Progression Plan in order to align the policy with current state and local requirements. This policy includes areas such as: Promotion criteria, Alternative promotion criteria: Good Cause, Student Retention and Reporting Student Progress. Refer to this policy and its corresponding Procedural Manual for additional information. All retentions must be referred to an ELL committee and documented in the ELL Plan.

Response to Intervention (RtI)

Overview

Response to Intervention (RtI) is defined as "the change in behavior or performance as a function of an intervention (Gresham, 1991). RtI is implemented as a leveled or tiered approach to instructional delivery that includes interventions of increasingly higher

intensity, based on a student's need. Assessment data provide the evidence of student learning, and based on this information, decisions are made about the most appropriate instruction, including interventions, that will help a student learn. The delivery model is one of tiered interventions for both academic and behavior problems. Academically, the vast majority of students (80-85%) are served in Universal (Tier 1) with the districts core curriculum. A small percentage (10-15%) are served with Targeted (Tier2) with strategic interventions and a very small percentage (1-5%) are served in Intensive (Tier 3) with comprehensive and intensive small group or individualized interventions.

What Does RtI Add to Collaborative Problem Solving (CPS)?

While CPS provides the basic infrastructure for intervention planning and implementation, RtI adds three essential components. These components are: (1) *a tiered system of intervention delivery* that becomes progressively more intensive in relation to the student's identified problem(s); (2) use of *evidence-based interventions* that are research based and supported by a proven "track record" of effectiveness with the student's identified problem(s); and (3) systematic *progress monitoring* of interventions to evaluate their effectiveness.

A Tiered System of Intervention Delivery

RtI is constructed around a 3-tiered model of intervention delivery. **Universal (Tier 1)** is called "universal" because the methods used at this level are what all students receive.

Tier 2: Targeted. At Targeted (Tier 2), at-risk students who are struggling with either academics are identified and provided with interventions targeted to their specific needs. As noted above, these interventions are supplemental to Tier 1 strategies and are generally delivered in a small group format. How are such students identified? A combination of existing methods may be used to accomplish this task. For academic subject areas, screening strategies such as benchmark testing, use of the BAS, FAIR, DAR results, etc. should be routinely used to identify students who are struggling with academic content. When the record of screenings demonstrates a consistent pattern of performance that is below age or grade-level expectations, consideration is considered to whether or not the student would benefit from Tier 2 interventions. Decisions about whether to try Tier 2 interventions, and what strategies should be used, are made by the CPS team at the school.

Tier 3: Intensive. Students who continue to make insufficient progress toward age or grade-level standards with Targeted (Tier 2) interventions are identified and selected for Intensive (Tier 3) interventions. The progress monitoring data from Targeted (Tier 2) interventions allow the CPS team to make this determination. If progress monitoring indicates the student is not closing the "performance gap" (e.g., is not making sufficient progress toward the pre-defined goal or standard) with Tier 2 methods, then Tier 3 strategies should be tried. The essential change from Tier 2 to Tier 3 is one of

“intensity” – that is, a change in *frequency* of intervention (e.g., from 3 days/week to 5 days/week), *duration* of intervention (from 30 minutes/session to 45 minutes/session), *method* of intervention (e.g., from group counseling for problems with anger management to a Positive Behavior Intervention Plan (PBIP) along with individual counseling), or a combination of some or all of these increases in intensity of intervention delivery.

RtI for English Language Learners

In implementing RtI approaches with ELLs, a significant challenge is determining students’ knowledge and skills in their first language and then understanding their performance in their second language (English). RtI has the potential to affect positive change for ELLs by requiring the use of research-based practices based on individual children’s specific needs. All ELLs, however, need culturally and linguistically appropriate instruction, no matter the educational setting. In other words, instruction and interventions must consider a student’s cultural background and experiences as well as their linguistic proficiency (in both English and the native language) in order for instruction to be *appropriate*.

English Language Learners (ELLs) - Before determining tiered interventions for ELLs, teachers **MUST** consider students’: Date Entered U.S. Schools (DEUSS), educational background, English language proficiency level(s), ACCESS for ELLs scores, stages of second language acquisition, and cross-cultural variables. ***Refer to the list of Tier 1 Core Instructional Factors for ELLs.***



Due to COVID-19 we are meeting the needs of ELLs through remote learning, please visit the Supporting ELLs through Remote Learning course at <https://browardschools.instructure.com/courses/867005>. This course includes resources for educators, support staff, administrators and parents to ensure the virtual instruction is comprehensible and meets the needs of all ELL students.

Tier 1 Core Instructional Factors for ELLs

*Collaborative Problem Solving Team (CPST) should include personnel familiar with the English Language Learner (ELL).

*The core instruction for ELLs should be delivered with teachers knowledgeable about the process of acquiring a second language, and know how to deliver culturally relevant content, literacy, and language instruction. Instruction within these settings will not be viewed as an intervention (Tiers 2 or 3), but rather part of ELLs' core instruction (National Center on Response to Intervention, 2011).

DEUSS (Date Entered U.S. School) <input type="checkbox"/> First time the student enrolled in a United States school (to include transiency)	EDUCATIONAL BACKGROUND <input type="checkbox"/> Transcripts <input type="checkbox"/> Academic Grades <input type="checkbox"/> Programmatic Assessment <input type="checkbox"/> Literacy in Home Language(s) (L1) <input type="checkbox"/> ELL Committee Recommendations <input type="checkbox"/> Weaknesses and Strengths in L1 and/or L2	INTERRUPTED EDUCATION <input type="checkbox"/> Transiency <input type="checkbox"/> Lack of ESOL services <input type="checkbox"/> Students with Limited or Interrupted Formal Education (SLIFE)	ELL RESOURCES <input type="checkbox"/> ELLevation Strategies for Teachers <input type="checkbox"/> InSync (Grades K-12) <input type="checkbox"/> English to Heritage Language Translation Dictionaries <input type="checkbox"/> English to Heritage Language Translation Content Area Glossaries <input type="checkbox"/> English to Heritage Language Translation Picture Dictionaries <input type="checkbox"/> Potential Impact of Syntax and Phonology of English Language Learners <input type="checkbox"/> Free Online Resources for Language Acquisition <input type="checkbox"/> ELL Supplemental Resources (Grades K-12) <input type="checkbox"/> Journeys ELL Resources and Leveled Readers in Spanish (Grades K-5) <input type="checkbox"/> Imagine Learning (PreK-8) <input type="checkbox"/> Reading Horizons (Grades 6-12) <input type="checkbox"/> ESL Reading Smart (Grades 6-12) <input type="checkbox"/> Language Enrichment Camp (LEC) <input type="checkbox"/> Istation (Dual Language Schools)
ESOL INSTRUCTIONAL RESOURCES <input type="checkbox"/> ESOL Instructional Strategies Matrix <input type="checkbox"/> ESOL Instructional Strategies Addendum	DATA <input type="checkbox"/> FSA (R/W) (when applicable) <input type="checkbox"/> ACCESS for ELLs <input type="checkbox"/> IPT (Grades K-12) <input type="checkbox"/> K-TEA (Grades 3-12) <input type="checkbox"/> WIDA ELP Standards Report <input type="checkbox"/> Formative Assessments <input type="checkbox"/> Universal Design for Learning (UDL)	CROSS-CULTURAL VARIABLES <input type="checkbox"/> Experiential (Varied life and educational experiences, Exposure to unique topics, and Diverse approaches to learning an expression) <input type="checkbox"/> Social and Emotional (Personal interests and needs, Empathy for diverse experiences, and Knowledge of community resources) <input type="checkbox"/> Linguistic (Familiarity of Roman/Non-Roman Alphabet Systems, Knowledge of multiple languages, Varying representations of ideas, and Diverse strategies for language learning) <input type="checkbox"/> Cultural (Different perspectives, Practices, Beliefs, and Social norms) <input type="checkbox"/> Ways of thinking, and Familiarity of Alphanumeric/Non-Alphanumeric Systems	
SECOND LANGUAGE ACQUISITION <input type="checkbox"/> Second Language Acquisition Chart	ENGLISH LANGUAGE PROFICIENCY LEVELS <input type="checkbox"/> English Language Proficiency Levels – Codes <input type="checkbox"/> WIDA Can Do Descriptors		

Web Sources and Resources

ESOL Program Canvas Page

<https://browardschools.instructure.com/courses/598658>

WIDA

<https://wida.wisc.edu/>

ESOL Best Practices

http://esol.browardschools.com/index.php?option=com_content&view=article&id=29713&Itemid=44567&activeMenu=44567

ESOL Instructional Strategies Matrix

http://esol.browardschools.com/images/ESOL/BestPractices/ELLDescriptors/ESOL_Instructional_Strategies_Matrix_9-14

National Center on Response to Intervention

<http://www.rti4success.org/>

Florida Center for Reading Research

<http://www.fcrr.org/>

RtI Network

<http://www.rtinetwork.org/Learn/Diversity/ar/EnglishLanguage>

Source: RtI Action Network. "Response to Intervention in Reading for English Language Learners." Retrieved from

<http://www.rtinetwork.org/Learn/Diversity/ar/EnglishLanguage>

Frequently Asked Questions



Q: Where can I find resources to assist students during Remote Learning?

A: Visit the Supporting ELLs through Remote Learning course at <https://browardschools.instructure.com/courses/867005>. This course includes resources for educators, support staff, administrators and parents to ensure the virtual instruction is comprehensible and meets the needs of all ELL students.

Q: How can I tell the difference between a reading “disability” and reading difficulties in ELLs?

A: ELLs need explicit, intensive instruction to support their word reading skills, whether they have a reading disability or not. If they respond to this instruction (Tier 1, Tier 2), the difficulties that they are having are not due to a “disability”. The majority of ELLs develop word-reading skills that are equally as accurate and fluent as their classmates, without any significant delays. However, these same children often have low English vocabulary knowledge and reading comprehension skills.

Q: What skills must educators have to effectively implement RtI for ELLs?

A: Personnel need to know about the development of oral language, early literacy, students’ home language, contextual considerations, and the cultural background of students.

Q: How is progress monitoring effectively implemented with ELLs?

A: Monitor ELLs’ progress as frequently as the other students. Consider students’ accents and pronunciations when scoring English measures and provide appropriate interpretations when words are mispronounced. Do not penalize students for dialect features. When making comparisons to the peer group, the appropriate reference group is other ELLs with similar language classifications and background characteristics, *not* same-age peers in the classroom from the dominant culture.

Q: How is Tier 1 instruction effectively implemented for ELLs?

A: Do not wait for English oral language to meet grade-level expectations before providing reading instruction. Provide instruction in early reading while also providing support for English oral language development. Integrate academic language into core instruction across subject areas.

Q: How is Tier 2 intervention effectively implemented for ELLs?

A: Do not wait for English oral language to improve before providing supplemental reading intervention to students who demonstrate weak reading skill or have evident reading difficulties in English.

Q: How is Tier 3 intervention effectively implemented for ELLs?

- A: This level of intervention needs to be provided by a teacher (or other professional) with a strong background in literacy and an understanding of the educational needs of ELLs. Strategies and instructional routines such as repetitive language, modeling, time to practice and discuss reading, and systematic and explicit instruction are beneficial with ELLs who have reading difficulties.