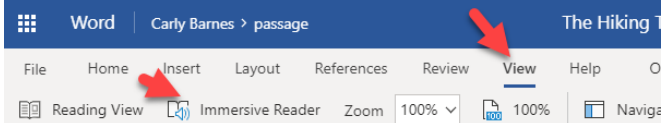
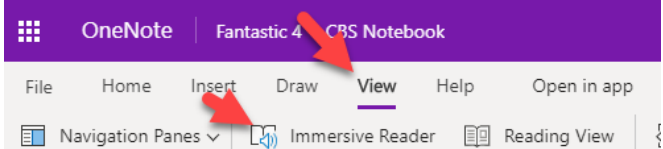


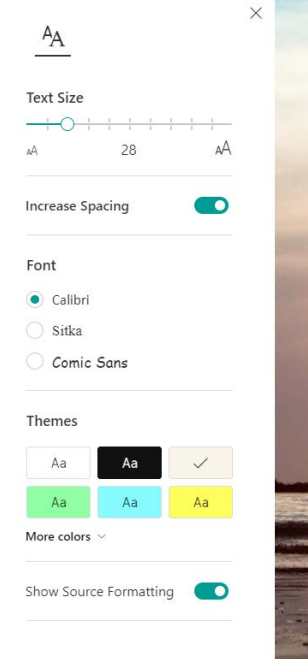
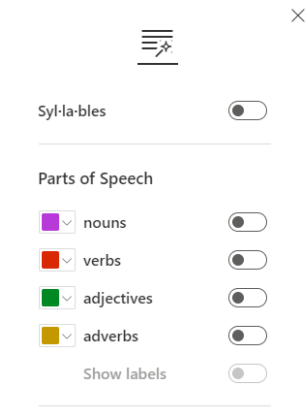
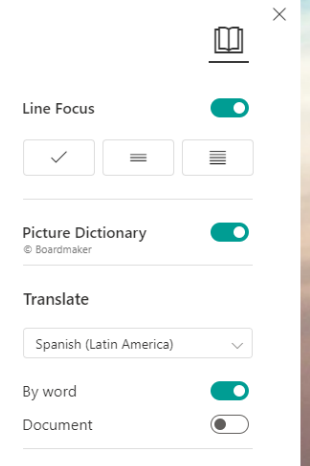
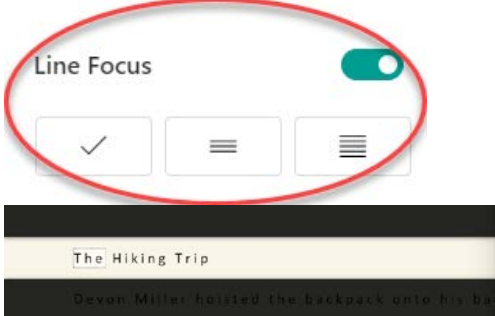
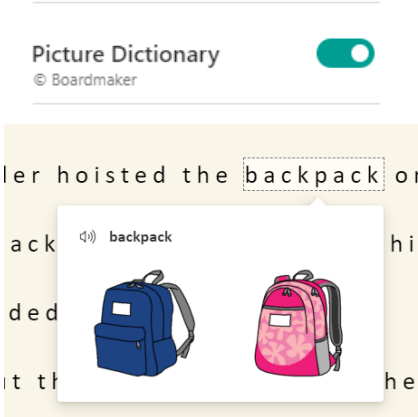
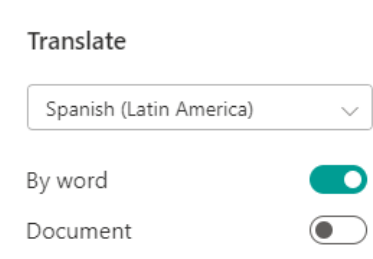





Using Immersive reader

	<p>You can find Immersive reader in a word document online by clicking on <u>View</u> then Immersive Reader</p>
	<p>Follow the same directions to find immersive reader in OneNote</p>
	<p>The bottom of the screen has a play button that will read the document aloud.</p>
	<p>The top right-hand corner of the page has the toolbars for all of the options.</p>
	<p>The A symbol shows Text Preference and has options for text spacing, font, and page color.</p>
	<p>This tool has grammar options. Students and teachers can choose a color to represent the parts of speech. A slider allows syllables to be show.</p>

	<p>The Reading Preference tool has many useful options.</p>
	<p>Line focus will highlight the line the students are currently reading.</p> <p>The reader can choose to see one, two, or three lines at a time.</p>
	<p>Turning on the picture dictionary allows students to see an automatically generated picture when they click on a word.</p>
	<p>The translate by word slider allows students to see the word in their native language when they click on the word.</p>

<p>Translate</p> <div><div>Arabic (Saudi Arabia)</div><div>Choose a language</div><div>Afrikaans</div><div>Arabic (Egyptian)</div><div>Arabic (Saudi Arabia)</div><div>Bangla</div><div>Bosnian</div><div>Bulgarian</div><div>Catalan</div><div>Chinese Simplified (China)</div><div>Chinese Simplified (Singapore)</div><div>Chinese Traditional (China)</div><div>Chinese Traditional (Hong Kong S..</div><div>Chinese Traditional (Macao SAR)</div><div>Chinese Traditional (Taiwan)</div></div>	<p>There is a large selection of languages to choose from.</p>
<p>the backpack the backpack the backpack</p> <div><div><div>Dad</div><div>Chinese Traditional</div><div>爸爸</div><div></div></div><div><div>Dad</div><div>Spanish</div><div>Papá</div><div></div></div><div><div>Dad</div><div>Arabic</div><div>أبي</div><div></div></div></div> <p>Dad," Devon s, Dad," Devon s Dad," Devon</p>	<p>When students click on the word they can see the word in English and their native language and hear it spoken in both languages.</p>